AGENDA
THE CITY OF THE VILLAGE OF DOUGLAS
REGULAR MEETING OF THE CITY COUNCIL
MONDAY, FEBRUARY 15, 2021 – 7:00 P.M.
Held by Zoom

To attend and participate in this remote meeting of the City of the Village of Douglas City Council, please consider joining online or by phone.

Join online by visiting:

https://us02web.zoom.us/j/85410083267

Join by phone by dialing:
+1 (312) 626-6799
-or-
+1 (646) 518-9805
Then enter
"Meeting ID":

85410083267

Those who are hearing impaired and require additional accommodations are encouraged to contact (269) 857-4751 or info@ci.douglas.mi.us as soon as possible.

1. Call to Order – Mayor

2. Roll Call - City Clerk

3. Consent Calendar:
   A. Approval of the February 15, 2021 Agenda
   B. Approval of the City Council Minutes of February 1, 2021
   C. Approval of Invoices in the amount of $43,449.81
   D. Appointments / Resignations / Proclamations

   Motion to approve the Consent Calendar of February 15, 2021 – roll call vote

4. Public Communication:
   A. Verbal (Limit of 3 minutes)
   B. Written Communications
      1. Fire Department Stats

5. Unfinished Business:
   A. Rules for Submitting Written Comments to a Board or Commission for Placement on a Meeting Agenda.

      Motion to approve the Rules for Submitting Written Comments to a Board or Commission for Placement on a Meeting Agenda.

6. New Business:

   A. Resolution 05-2021 a Resolution Allowing for Write-in Appeals by Resident Taxpayers

      Motion to adopt Resolution 05-2021 a Resolution Allowing for Write-in Appeals by Resident Taxpayers.

   B. Resolution 06-2021 a Resolution Setting an Alternate Meeting for the March Board of Review.

Motion to adopt Resolution 06-2021 Setting an Alternate Meeting for the March Board of Review.

C. Resolution 07-2021 a Resolution to Adopt Poverty Exemption Income Guidelines and Asset Test

Motion to adopt Resolution 07-2021 Adopting Poverty Exemption Income Guidelines and Asset Test.

D. Resolution 08-2021 Budget Amendment of the 2020/21 General Appropriations Act.

Motion to adopt Resolution 08-2021 Amending the Budget of the 2020/21 General Appropriations Act.

E. Resolution 09-2021 Consumers Energy Schultz Park Easement

Motion to adopt Resolution 09-2021 Consumers Energy's Easement for Underground Electric Facilities at Schultz Park as defined in Exhibit B and authorize the City Manager to sign the necessary easement documentation on behalf of the City

7. Reports
   A. Commission/Committee/Boards
      1. Planning Commission
      2. Kalamazoo Sewer and Water Authority
      3. Downtown Development Authority
      4. Kalamazoo Lake Harbor Authority
      5. Douglas Harbor Authority
      6. Douglas Brownfield Authority
      7. Fire Board
      8. Community Recreation
      9. Recycle Committee
      10. Tri-Community Trail Group

   B. Staff Reports
      1. Police Department
      2. Treasurer Report
      3. Department of Public Works
      4. City Clerk
      5. Manager

8. Public Communication (Limit to 3 minutes)

9. Council Comments

10. Mayor's Report

11. Closed Session:

Motion to go into Closed Session in accordance with the provisions of Section 8 of the Open Meeting Act to consider the purchase of real property.

Motion to end the Closed Session and enter the regular meeting.

12. Adjournment

Please Note – The City of the Village of Douglas (the "City") is subject to the requirements of the Americans with Disabilities Act of 1990. Individuals with disabilities who plan to attend this meeting and who require certain accommodations to allow them to observe and/or participate in this meeting, or who have questions regarding the accessibility of this meeting or the facilities, are requested to contact Pamela Aalderink, City Clerk, at (269) 857-1438, or clerk@ci.douglas.mi.us to allow the City to make reasonable accommodations for those persons.
CITY OF THE VILLAGE OF DOUGLAS, ALLEGAN COUNTY, MICHIGAN
Posted this 27th day of January 2021

MINUTES
THE CITY OF THE VILLAGE OF DOUGLAS
REGULAR MEETING OF THE CITY COUNCIL
February 1, 2021 – 7:00 P.M.
Held by Zoom

1. Call to Order – Mayor Lion called the meeting to order
2. Roll Call – Present: Donovan, Miller, Mooradian, North, Seabert, Van Loon, Lion
   Absent: None
   Also Present: City Manager LaBombard, City Clerk Aalderink, City Planner Wikar, City Treasurer Smith

3. Consent Calendar
   A. Approval of the February 1, 2021 Agenda
   B. Approval of the City Council Minutes of January 18, 2021
   C. Approval of Invoices in the amount of $55,407.58
   D. Appointments / Resignations / Proclamations

   Motion by Mooradian, with support from North, to approve the Consent Calendar of February 1, 2021. Motion carried by unanimous roll call vote.

4. Public Communication
   A. Verbal (Limit of 3 minutes)
   B. Written Communications
      1. Kara Burd RE: Wiley St. Property
      2. Richard Wroblewski RE: Old Library Building

         a. Councilmember Donovan questioned if Kara Burd was a Douglas resident.
         b. Miller agreed with the written statement that mixed messages have been given but Council has not made any decisions on what they going to do with the property at this time.

5. Unfinished Business
   A. Wiley Road Non-Motorized Bike Trail – Nate Williams

      Williams presented City Council with an update on the non-motorized bike trail along Wiley Rd. Some funding has been set aside until 2021. Several options to connect Wiley bike trail to Blue Star trail have been looked at, however at this time it would be very expensive to go over Tannery Creek which runs under a portion of Wiley. The plan is to take the bike trail from the subsidized housing on Wiley to Blue Star.

6. New Business

A. Ottawa Area Intermediate School District Agreement

Motion by Van Loon, with support from Seabert, to enter into a four-year agreement with the Ottawa Area Intermediate School District and authorize the City Clerk to sign the agreement. Motion carried by unanimous roll call vote.

B. Bike MS: Great Lakes West Michigan Breakaway

Motion to approve the Bike MS Great Lakes Breakaway event contingent upon it not being held during the Pride Event. Motion carried by unanimous roll call vote.

C. Library Property – Discussion Item

City Manager LaBombard reported the old library property has quite a few interested parties. The city will put out an RFP for the use of the building. Manager LaBombard is seeking council direction on how they would like to proceed with the building. Council in agreement the building will be sold, or the city can enter a lease to purchase agreement as an option. The City will seek legal opinion on how to proceed.

D. Resolution 02-2021 Approving an Agreement for Planning Support Services

Remapping and updates need to be attended to, with council approval the Planning Dept. would like to enter into agreement with Williams & Works to assist.
Council questioned the number of estimated hours this project will take and if the funds are in the budget. Mayor Lion requested Wikar develop a list of projects they will be undertaking.

Motion by Seabert, with support from Donovan, to approve the agreement for Planning support services between the City of the Village of Douglas and Williams & Works of Grand Rapids. Motion carried by unanimous roll call vote.

E. Wildlife Advisory Commission – Discussion Item

LaBombard questioned if Council would like to form an ad hoc committee to investigate the deer population. A request will be put out for volunteers.

F. Rules for Submitting Communication to Boards & Commissions

Motion by Seabert, with support from Mooradian, to table agenda item 6F Rules for Submitting Communication to Boards & Commissions. Motion carried by unanimous roll call vote.

7. Reports

A. Commission / Committee / Board Reports

1. Planning Commission – Next meeting February 10th
2. Kalamazoo Lake Sewer and Water – There will be a small rate hike. Annual testing found low levels of PFAS in one well, 2.8 parts to a trillion was found.
3. Kalamazoo Lake Harbor Authority – No report
4. Downtown Development Authority – At the January meeting DDA discussed expanding the district.
5. Douglas Harbor Authority – No report
6. Douglas Brownfield Authority – No report
7. Fire Board – Board of Appeals met with homeowners requesting water supply for 16 homes in the Township.
8. Community Recreation – No report
9. Recycle Committee-
10. Tri-Community Trail Committee-

B. Staff Reports

1. Manager – Currently working on handbook. Met with Edgewater regarding beach stairs. City has been working with the Park Committee on the playground. Working on the recycling agreement with Jack Brown.

8. Public Communications – Verbal (Limit of three (3) minutes on general business of the City)

Steve Subelsky asked if the library building is sold to business that failed would the city lose control of who went into the building.

Tracy Shafroth regarding the Wildlife committee, there are multiple diseases that are making havoc on human health. She would be happy to present to council.

9. Council Comments

Seabert asked when the Kalico Kitchen would be taken down.
Mooradian is pleased the City of Saugatuck and Douglas will be working together. (regarding DPW working together)
Miller thanked DPW for keeping up with the roads.
Donovan expressed he is pleased with the Manager's Friday reports.

10. Mayor's Report / Comments

11. Adjournment – voice vote

Motion by Seabert, with support from Mooradian, to adjourn the meeting. Meeting adjourned by voice mail. (8:41 PM)

02/10/2021 INVOICE REGISTER REPORT FOR CITY OF THE VILLAGE OF DOUGLAS
EXP CHECK RUN DATES 07/01/2020 - 02/15/2021
BOTH JOURNALIZED AND UNJOURNALIZED
BOTH OPEN AND PAID

Inv Num / Inv Ref#	Vendor / Description / GL Distribution		Inv Date / Entered By	Due Date	Inv Amt
87820554					
40490	ABSOPURE WATER COMPANY		01/21/2021	02/20/2021	36.25
	DPW WATER				
	101-463.000-740.000	SUPPLIES			36.25
87804402					
40491	ABSOPURE WATER COMPANY		01/07/2021	02/06/2021	14.95
	86 CENTER				
	101-265.000-740.000	SUPPLIES			14.95
125269					
40552	BAUMANN & DEGROOT		01/25/2021	02/15/2021	46.80
	FURNACE WORK				
	101-265.000-930.000	REPAIRS & MAINTENANCE: GENERAL			46.80
4288					
40492	BURNETT & KASTRAN		01/21/2021	02/28/2021	84.00
	PROFESSIONAL SERVICES POLICE				
	101-301.000-801.003	CONTRACTUAL ATTORNEY PROSECUTE			84.00
8623723					
40514	CERTASITE		02/04/2021	03/06/2021	270.80
	FIRE EXTINGUISHER MAINT DPW BUILDING				
	101-265.000-802.000	CONTRACTUAL			270.80
3195					
40516	COMMERCIAL RECORD		01/28/2021	02/15/2021	49.00
	PLANNING BOARD OPENING AD				
	101-401.000-900.000	PRINTING & PUBLISHING			49.00
206434910842					
40510	CONSUMERS ENERGY		01/31/2021	02/23/2021	11.63
	TRAFFIC LIGHTS				
	101-463.000-925.000	STREET LIGHTS			11.63
206434910853					
40511	CONSUMERS ENERGY		01/31/2021	02/23/2021	1,956.16
	STREETLIGHTS				
	101-463.000-925.000	STREET LIGHTS			1,956.16
204922308197					
40512	CONSUMERS ENERGY		01/31/2021	02/23/2021	226.17
	49406 LED LIGHT RD				
	101-463.000-925.000	STREET LIGHTS			226.17
202519528388					
40513	CONSUMERS ENERGY		01/31/2021	02/23/2021	118.15
	10 MIXER RD OLD LIBRARY				
	101-265.000-922.000	UTILITIES			118.15
203142473091					
40519	CONSUMERS ENERGY		02/07/2021	02/15/2021	31.28
	11 BLUE STAR HWY				
	101-463.000-922.000	UTILITIES			31.28

203142473087					
40520	CONSUMERS ENERGY		02/07/2021	02/15/2021	29.13
	25 MAIN ST				
	101-751.000-922.000	UTILITIES			29.13
203142473086					
40521	CONSUMERS ENERGY		02/07/2021	02/15/2021	65.88
	37 WASHINGTON ST				
	101-751.000-922.000	UTILITIES			65.88
203142473089					
40522	CONSUMERS ENERGY		02/07/2021	02/15/2021	554.67
	86 CENTER ST				
	101-265.000-922.000	UTILITIES			554.67
203142473090					
40523	CONSUMERS ENERGY		02/07/2021	02/15/2021	143.98
	198 WASHINGTON				
	101-463.000-922.000	UTILITIES			143.98
203142473092					
40524	CONSUMERS ENERGY		02/07/2021	02/15/2021	49.15
	250 WILEY RD				
	509-750.000-922.000	UTILITIES			49.15
203142473088					
40525	CONSUMERS ENERGY		02/07/2021	02/15/2021	34.42
	251 CENTER ST SIGN				
	101-463.000-922.000	UTILITIES			34.42
203142473085					
40526	CONSUMERS ENERGY		02/07/2021	02/15/2021	365.87
	486 WATER ST				
	101-265.000-922.000	UTILITIES			365.87
601012512537					
40529	CONSUMERS ENERGY		02/07/2021	03/03/2021	29.13
	50 LAKESHORE				
	101-751.000-922.000	UTILITIES			29.13
14635					
40493	DOUGLAS SHELL		01/29/2021	02/15/2021	103.10
	REPAIRS ON PATROL CAR				
	101-301.000-930.004	VEHICLE MAINTENANCE & REPAIRS			103.10
MIHOL420101					
40546	FASTENAL COMPANY		02/02/2021	02/15/2021	51.10
	BUILDING/GROUNDS SUPPLIES				
	101-265.000-740.000	SUPPLIES			51.10
24952					
40494	HIGH POINT ELECTRIC		01/28/2021	02/12/2021	142.29
	REWIRE SWITCH IN CITY MANAGERS OFFICE				
	101-265.000-930.000	REPAIRS & MAINTENANCE: GENERAL			142.29
20167180					
40500	I.T. RIGHT		02/01/2021	03/01/2021	56.15
	PD-OFFICE 365 EXCHANGE ONLINE 3/1/21-2/28/22				
	101-301.000-802.000	CONTRACTUAL			56.15
171385					
40498	KERKSTRA RESTROOM SERVICE		01/26/2021	02/23/2021	155.00
	BARRY FIELD HANDICAP PROTABLE RESTROOM				
	101-751.000-802.000	CONTRACTUAL			155.00

171386					
40499	KERKSTRA RESTROOM SERVICE		01/26/2021	02/23/2021	155.00
	DOUGLAS BEACH PARK - HANDICAP RESTROOM				
	101-751.000-802.000	CONTRACTUAL			155.00
20148					
40532	MENARDS - SOUTH HAVEN		02/01/2021	02/15/2021	36.47
	SHOP SUPPLIES				
	101-265.000-740.000	SUPPLIES			36.47
19275					
40533	MENARDS - SOUTH HAVEN		01/13/2021	02/15/2021	335.04
	SHOP SUPPLIES				
	101-265.000-740.000	SUPPLIES			335.04
19168					
40534	MENARDS - SOUTH HAVEN		01/11/2021	02/15/2021	221.68
	SHOP SUPPLIES				
	101-265.000-740.000	SUPPLIES			221.68
3626					
40515	MICHIGAN TWP. SERVICES ALLEGAN		02/03/2021	02/15/2021	7,339.50
	JANUARY PERMIT FEES				
	101-401.000-804.000	CONTRACTUAL BUILDING INSPECTIO			7,339.50
10820205					
40506	MML WORKERS' COMP FUND		02/04/2021	02/15/2021	1,681.00
	4TH QTRLY PAYMENT 7/1/2020-7/1/2021				
	101-101.000-722.000	WORKERS COMPENSATION			5.50
	101-170.000-722.000	WORKERS COMPENSATION			21.87
	101-260.000-722.000	WORKERS COMPENSATION			36.56
	101-265.000-722.000	WORKERS COMPENSATION			53.50
	101-301.000-722.000	WORKERS COMPENSATION			532.75
	101-301.000-722.000	WORKERS COMPENSATION			11.31
	101-401.000-722.000	WORKERS COMPENSATION			23.00
	101-463.000-722.000	WORKERS COMPENSATION			352.74
	101-751.000-722.000	WORKERS COMPENSATION			59.00
	202-463.000-722.000	WORKERS COMPENSATION			216.46
	202-464.000-722.000	WORKERS COMPENSATION			107.70
	203-463.000-722.000	WORKERS COMPENSATION			206.65
	203-464.000-722.000	WORKERS COMPENSATION			53.96
286415					
40485	NEW DAWN LINEN SERVICE		01/18/2021	02/15/2021	33.75
	COMMERCIAL CLEANING				
	101-265.000-802.000	COMMERCIAL CLEANING			9.75
	101-301.000-802.000	COMMERCIAL CLEANING			24.00
53593					
40531	NEW DAWN LINEN SERVICE		01/31/2021	02/20/2021	33.75
	COMMERCIAL CLEANING				
	101-265.000-802.000	COMMERCIAL CLEANING			9.75
	101-301.000-802.000	COMMERCIAL CLEANING			24.00
2586020-00					
40495	NICHOLS PAPER & SUPPLY, CO		12/23/2020	02/15/2021	581.60
	ICE MELTER, MASKS COVID 19, MOP, BOWL BRUSH				
	101-463.000-740.000	SUPPLIES			70.96
	202-464.000-740.001	SNOW AND ICE REMOVAL SUPPLIES			501.45
	101-265.000-740.000	SUPPLIES			9.19

149509185001					
40487	OFFICE DEPOT		01/15/2021	02/15/2021	49.99
	32 GB USB FLASHDRIVE 10 PK				
	101-265.000-740.000	SUPPLIES			49.99
150451668001					
40517	OFFICE DEPOT		01/25/2021	02/15/2021	38.99
	PAPER				
	101-463.000-740.000	SUPPLIES			38.99
150466435001					
40518	OFFICE DEPOT		01/25/2021	02/15/2021	22.99
	LAMAINATING POUCHES				
	101-463.000-740.000	SUPPLIES			22.99
1312					
40536	OVERISEL ELECTRIC LLC		02/08/2021	02/15/2021	105.00
	2 WEATHER RESISTANT GFI RECEPTICALS				
	101-463.000-979.000	CAPITAL OUTLAY			105.00
1313					
40537	OVERISEL ELECTRIC LLC		02/08/2021	02/15/2021	760.00
	GARAGE REPAIRS				
	101-265.000-930.000	REPAIRS & MAINTENANCE: GENERAL			760.00
D562849					
40538	OVERISEL LUMBER CO.		01/05/2021	02/15/2021	9.56
	MISC FASNTERS, NUTS, BOLTS				
	203-464.000-931.000	REPAIRS & MAINTENANCE: WINTER			9.56
D563112					
40539	OVERISEL LUMBER CO.		01/06/2021	02/15/2021	31.09
	CITY HALL FLAG				
	101-265.000-930.000	REPAIRS & MAINTENANCE: GENERAL			31.09
D563134					
40540	OVERISEL LUMBER CO.		01/06/2021	02/15/2021	43.90
	FLAG POLE ROPES				
	101-265.000-930.000	REPAIRS & MAINTENANCE: GENERAL			43.90
D563149					
40541	OVERISEL LUMBER CO.		01/06/2021	02/15/2021	30.45
	FLAG POLE ROPES				
	101-265.000-930.000	REPAIRS & MAINTENANCE: GENERAL			30.45
D563444					
40542	OVERISEL LUMBER CO.		01/07/2021	02/15/2021	111.84
	SAFETY SAND				
	202-464.000-740.001	SNOW AND ICE REMOVAL SUPPLIES			111.84
D566666					
40543	OVERISEL LUMBER CO.		01/27/2021	02/15/2021	5.29
	SHOP-METAL CONDUIT				
	101-265.000-930.000	REPAIRS & MAINTENANCE: GENERAL			5.29
D566939					
40544	OVERISEL LUMBER CO.		01/28/2021	02/15/2021	34.74
	HOLDER SUPPLIES				
	203-464.000-931.000	REPAIRS & MAINTENANCE: WINTER			34.74
D567159					
40545	OVERISEL LUMBER CO.		01/29/2021	02/15/2021	3.67
	HOLDER SUPPLIES				
	203-464.000-931.000	REPAIRS & MAINTENANCE: WINTER			3.67

112					
40497	PEARSON PROPERTIES		02/02/2021	02/15/2021	375.00
	RENTED STORAGE SPACE FOR EQUIPMENT				
	594-599.000-802.000	CONTRACTUAL			375.00
10785348					
40508	PLUNKETT COONEY		02/01/2021	02/15/2021	2,012.50
	GENERAL LEGAL SERVICES				
	243-000.000-803.000	CONTRACTUAL CONSULTANT			420.00
	101-265.000-979.000	CAPITAL OUTLAY			192.50
	101-751.000-979.000	CAPITAL OUTLAY			437.50
	101-401.000-801.000	CONTRACTUAL ATTORNEY			175.00
	101-210.000-801.000	CONTRACTUAL ATTORNEY			647.50
	594-597.000-801.000	CONTRACTUAL ATTORNEY			140.00
10787146					
40509	PLUNKETT COONEY		02/01/2021	02/15/2021	2,655.00
	SPECIALTY LEGAL SERVICES				
	594-597.000-801.000	CONTRACTUAL ATTORNEY			1,327.50
	243-000.000-803.000	CONTRACTUAL CONSULTANT			1,057.50
	101-265.000-979.000	CAPITAL OUTLAY			112.50
	101-401.000-801.000	CONTRACTUAL ATTORNEY			157.50
10788721					
40553	PLUNKETT COONEY		02/10/2021	02/15/2021	2,170.00
	JANUARY GENERAL ATTORNEY				
	101-401.000-801.000	CONTRACTUAL ATTORNEY			350.00
	101-210.000-801.000	CONTRACTUAL ATTORNEY			227.50
	243-000.000-803.000	CONTRACTUAL CONSULTANT			1,505.00
	225-728.000-725.003	DDA ADMINISTRATION			87.50
EB, MAR 21 DUES					
40483	POLICE OFFICERS LABOR COUNCIL		02/01/2021	02/15/2021	301.50
	FEB/MAR POLC DUES				
	101-000.000-264.000	ACCRUED OTHER PAYROLL DEDUCTNS			301.50
138191					
40501	RAPID SHRED, LLC		01/28/2021	02/15/2021	75.00
	SHREDDING SERVICES				
	101-265.000-802.000	CONTRACTUAL			50.00
	101-301.000-802.000	CONTRACTUAL			25.00
0240-008244161					
40530	REPUBLIC SERVICES #240		01/31/2021	02/20/2021	398.05
	486 WATER				
	101-463.000-802.000	CONTRACTUAL			398.05
2-10-21					
40550	CELESTINO REYES		02/10/2021	02/15/2021	97.00
	VISION REIMBURSE				
	101-301.000-719.000	INSURANCE BENEFITS			97.00
104588188					
40486	RICOH U.S.A, INC.		01/22/2021	02/15/2021	203.10
	POLICE COPIER LEASE				
	101-301.000-942.000	LEASE- COPIER			203.10
5061327071					
40502	RICOH USA, INC		02/01/2021	02/15/2021	40.11
	COPIES				
	101-301.000-802.000	CONTRACTUAL			40.11

21-0000438					
40551	SAUGATUCK TWP FIRE DISTRICT		02/08/2021	02/15/2021	125.00
	RENTAL HOME INSPECTIONS 11 CHESTNUT #2				
	101-401.000-802.000	CONTRACTUAL			125.00
75761					
40488	SCHREUR PRINTING		01/27/2021	02/15/2021	910.92
	DOUGLAS PARK PROJ MASS MAILING				
	101-751.000-960.000	MISCELLANEOUS			910.92
101136					
40547	SCOTT'S LANDSCAPE MANAGMENT INC		02/02/2021	02/15/2021	7,056.90
	HAUL SNOW 1/22,1/25-1/31				
	202-464.000-802.002	CONTRACTUAL-SIDEWALK PLOWING			7,056.90
70053448					
40527	SHELL FLEET PLUS		02/07/2021	02/15/2021	1,640.49
	DPW GAS				
	660-903.000-860.000	GAS & OIL			1,640.49
70058062					
40528	SHELL FLEET PLUS		02/07/2021	02/15/2021	711.66
	POLICE GAS				
	101-301.000-860.000	GAS & OIL			711.66
2615					
40489	SLANT		12/21/2020	02/01/2021	965.00
	WEBISTE MAINTENANCE AND HOSTING				
	101-260.000-806.006	WEBSITE-CITY			965.00
2632					
40503	SLANT		01/31/2021	02/15/2021	50.00
	WEBSITE WORK				
	101-260.000-806.006	WEBSITE-CITY			50.00
267929					
40507	THRUN LAW FIRM PC		01/21/2021	02/15/2021	791.50
	PROFFESIONAL SERVICES				
	101-265.000-979.000	CAPITAL OUTLAY			791.50
100572130					
40548	TRACTOR SUPPLY COMPANY		01/05/2021	02/15/2021	187.32
	FILTERS, QUICK LINKS, MISC SUPPLIES				
	203-464.000-931.000	REPAIRS & MAINTENANCE: WINTER			187.32
100573346					
40549	TRACTOR SUPPLY COMPANY		01/13/2021	02/15/2021	355.91
	SMART HITCH CAMERA SYSTEM, RED TRAFFIC FLAGS				
	660-903.000-930.004	VEHICLE MAINTENANCE & REPAIRS			299.98
	202-463.000-727.000	TRAFFIC SIGNS & SERVICES			55.93
7500080673					
40535	TREDROC TRIE SERVICES LLC		01/26/2021	02/15/2021	4,208.80
	FOAM FILLED TIRES FOR JLG				
	660-903.000-930.004	VEHICLE MAINTENANCE & REPAIRS			4,208.80
9872006999					
40504	VERIZON WIRELESS		01/24/2021	02/15/2021	144.82
	DPW IPADS				
	101-463.000-851.000	TELEPHONE			144.82
9871182153					
40505	VERIZON WIRELESS		01/12/2021	02/15/2021	426.63
	DEC 31- JAN 12				

	101-260.000-851.000	TELEPHONE			38.45
	101-301.000-851.000	TELEPHONE			51.88
	101-463.000-851.000	TELEPHONE			284.42
	101-401.000-851.000	TELEPHONE			51.88
400719					
40496	WESTERN MI FLEET PARTS		02/01/2021	02/15/2021	1,257.24
	GREEN BACKUP LIGHTS				
	660-903.000-930.004	VEHICLE MAINTENANCE & REPAIRS			1,257.24

# of Invoices:	70 # Due: 69	Totals:	43,449.81
# of Credit Memos:	0 # Due: 0	Totals:	0.00
Net of Invoices and Credit Memos:			43,449.81

--- TOTALS BY FUND ---

101 - GENERAL FUND	22,535.47
202 - MAJOR STREET FUND	8,050.28
203 - LOCAL STREETS FUND	495.90
225 - DDA FUND	87.50
243 - BROWNFIELD REDEVELOPMENT AUTHORITY FUND	2,982.50
509 - SCHULTZ PARK LAUNCH RAMP	49.15
594 - DOUGLAS MARINA	1,842.50
660 - EQUIPMENT RENTAL FUND	7,406.51

--- TOTALS BY DEPT/ACTIVITY ---

000.000 -	3,284.00
101.000 - LEGISLATIVE	5.50
170.000 - MANAGER	21.87
210.000 - ATTORNEY	875.00
260.000 - CLERK/TREASURER	1,090.01
265.000 - BUILDING & GROUNDS	4,307.23
301.000 - POLICE	1,964.06
401.000 - PLANNING & ZONING	8,270.88
463.000 - GENERAL STREETS & ROW	4,336.90
464.000 - GENERAL STREETS WINTER & ROW	8,067.14
597.000 - POINT PLEASANT	1,467.50
599.000 - DOUGLAS HARBOR AUTHORITY	375.00
728.000 - DOWNTOWN DEVELOPMENT AUTHORITY	87.50
750.000 - LAUNCH RAMPS	49.15
751.000 - PARKS & RECREATION	1,841.56
903.000 - EQUIP. REPAIRS & MAINTENANCE	7,406.51

2021 Incidents by Month

YEAR	JAN	FEB	MAR	APR	MAY	JUN	JUL	AUG	SEP	OCT	NOV	DEC	TOTAL
2021	72												072
2020	62	53	66	41	83	80	76	102	77	77	69	76	862
2019	52	83	59	73	79	99	115	102	80	81	78	76	977

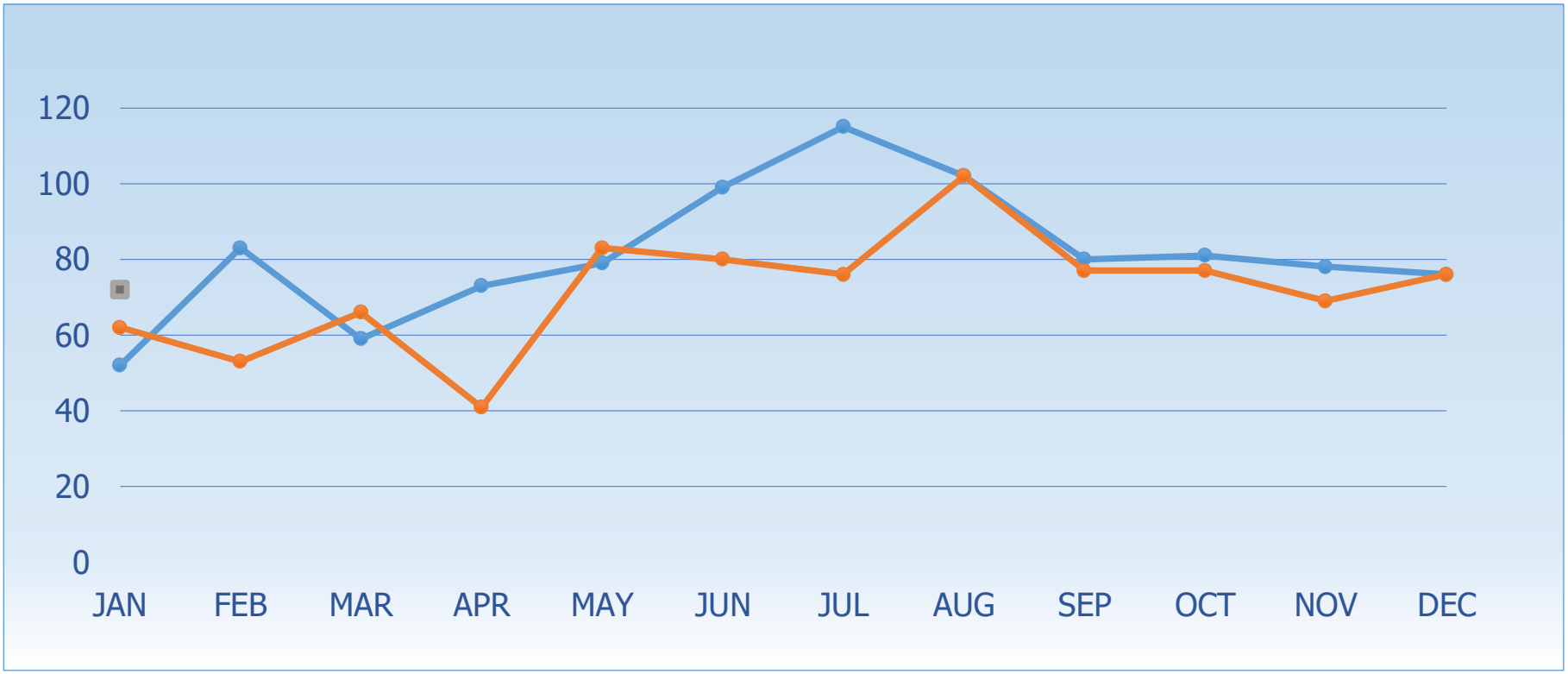

2011-21 Incidents by month

YEAR	JAN	FEB	MAR	APR	MAY	JUN	JUL	AUG	SEP	OCT	NOV	DEC	TOTAL
2021	72												72
2020	62	53	66	41	83	80	76	102	77	77	69	76	862
2019	52	83	59	73	79	99	115	102	80	81	78	76	977
2018	61	58	55	79	85	94	103	101	83	77	52	59	907
2017	54	35	62	51	68	89	116	76	66	91	48	57	813
2016	47	51	53	64	76	95	113	105	82	64	60	65	875
2015	57	61	50	50	73	67	110	90	71	58	49	47	783
2014	62	51	49	56	85	77	84	59	72	52	59	39	745
2013	67	62	44	39	57	53	70	74	42	58	66	58	690
2012	52	33	58	55	54	74	104	77	54	40	52	76	729
2011	42	38	57	34	52	51	92	70	63	61	40	41	641
Average	57	53	55	54	71	78	98	84	69	66	56	58	796

Lowest **Highest**

1999-2021 Incidents by month

YEAR	JAN	FEB	MAR	APR	MAY	JUN	JUL	AUG	SEP	OCT	NOV	DEC	TOTAL
2021	72												72
2020	62	53	66	41	83	80	76	102	77	77	69	76	862
2019	52	83	59	73	79	99	115	102	80	81	78	76	977
2018	61	58	55	79	85	94	103	101	83	77	52	59	907
2017	54	35	62	51	68	89	116	76	66	91	48	57	813
2016	47	51	53	64	76	95	113	105	82	64	60	65	875
2015	57	61	50	50	73	67	110	90	71	58	49	47	783
2014	62	51	49	56	85	77	84	59	72	52	59	39	745
2013	67	62	44	39	57	53	70	74	42	58	66	58	690
2012	52	33	58	55	54	74	104	77	54	40	52	76	729
2011	42	38	57	34	52	51	92	70	63	61	40	41	641
2010	36	26	46	52	50	48	98	72	58	54	40	32	612
2009	46	46	38	40	43	61	65	57	58	45	44	49	592
2008	46	35	23	32	41	53	101	54	43	48	29	53	558
2007	35	44	34	39	44	64	78	59	55	37	33	37	559
2006	41	33	41	23	58	48	64	46	42	43	47	42	528
2005	42	28	48	47	37	57	75	58	49	40	40	34	555
2004	41	28	34	34	51	45	50	48	46	51	30	41	499
2003	25	30	35	36	54	61	55	63	39	35	39	45	517
2002	36	27	41	35	35	54	62	65	53	44	36	30	518
2001	29	33	38	38	46	51	69	43	46	43	34	28	498
2000	44	40	44	50	42	48	64	38	41	42	46	45	544
1999	32	34	31	31	37	37	41	40	31	39	31	31	415
Average	47	42	46	45	57	64	82	68	57	54	45	47	645

Lowest Highest

2018-2021 Incident Comparison

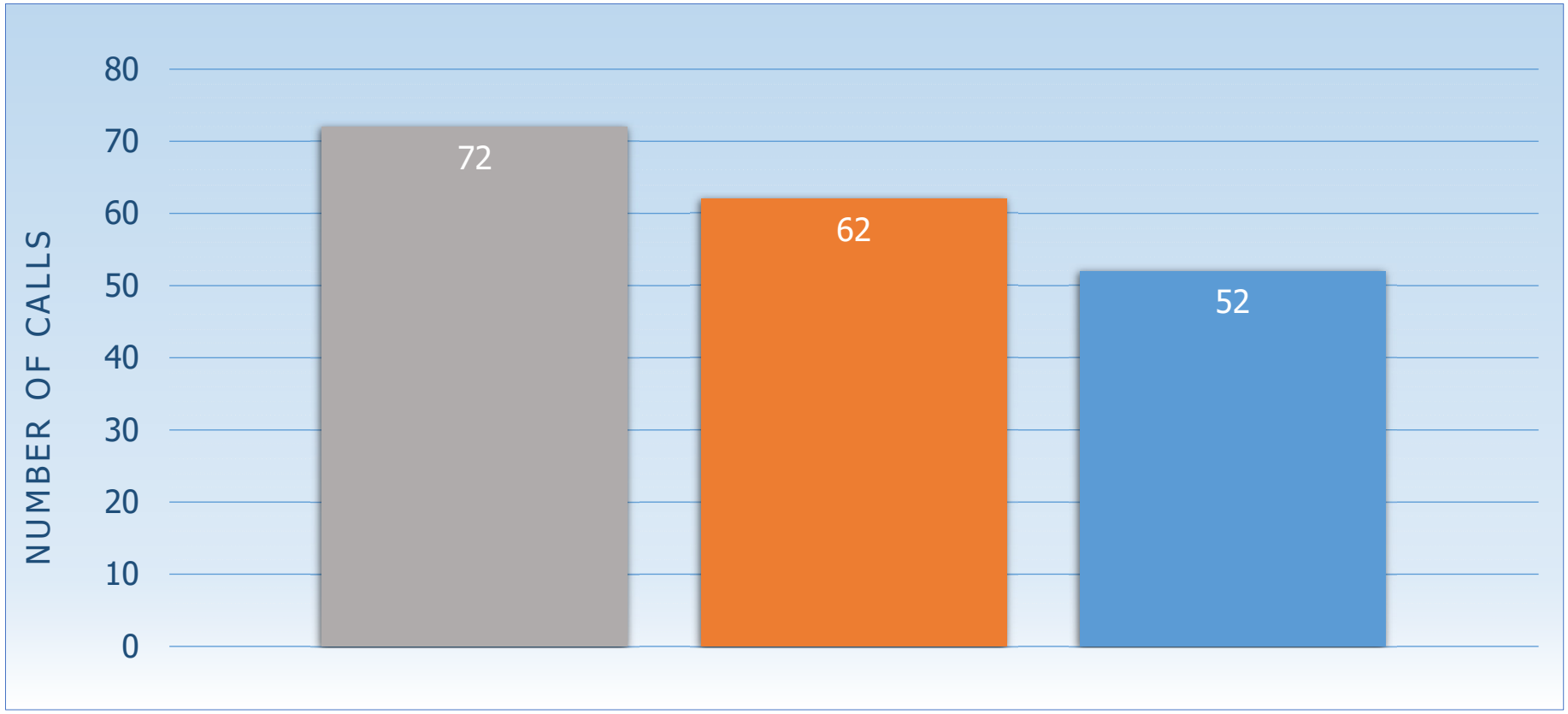

Year	January 31	+/-	+/- %
2021	72	10	16.1
2020	62	10	19.2
2019	52		

2021 Incidents per Day of the Week

Monday	Tuesday	Wednesday	Thursday	Friday	Saturday	Sunday
11	11	9	11	7	11	12

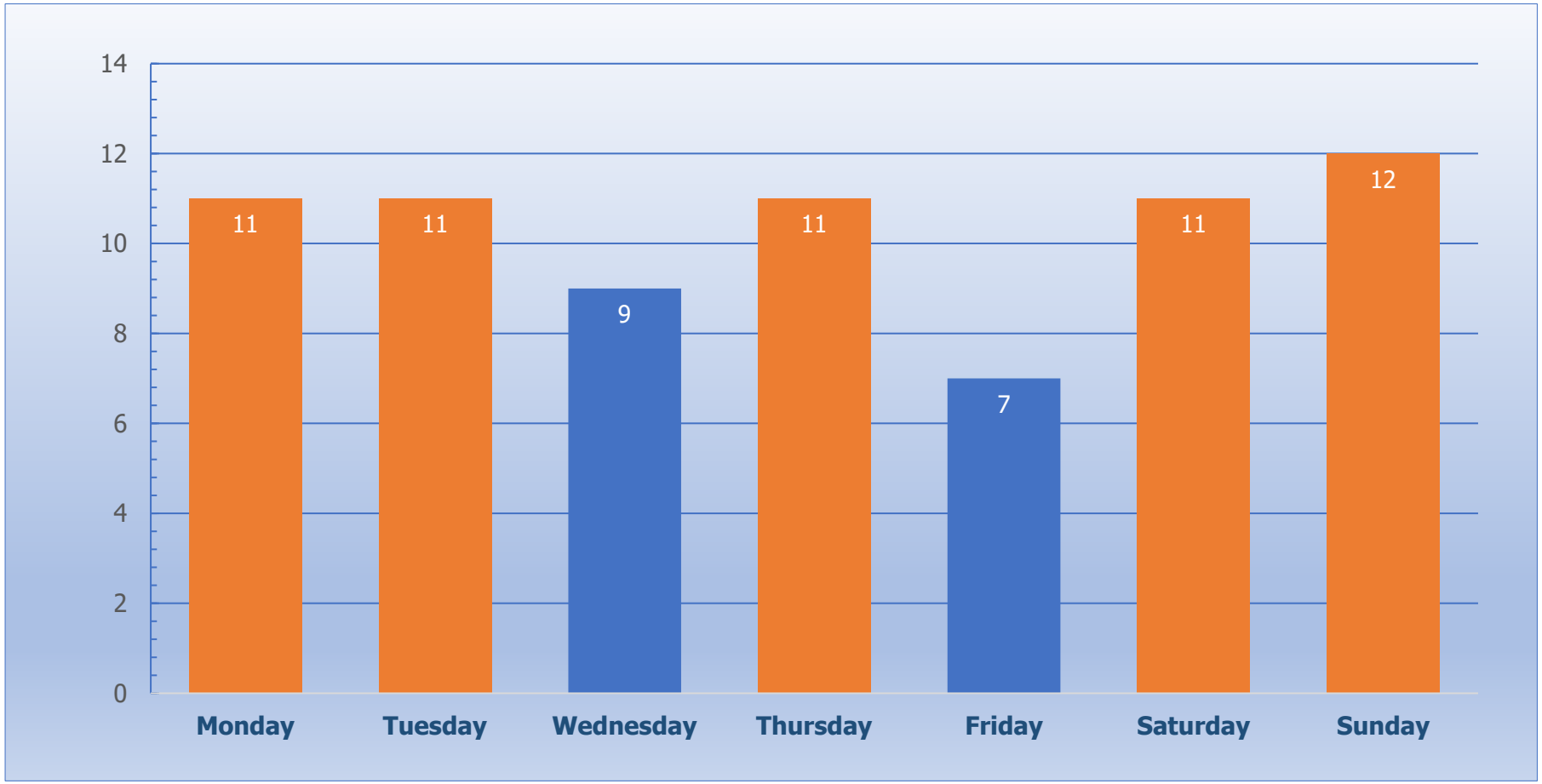

2021 Incidents by Time of Day

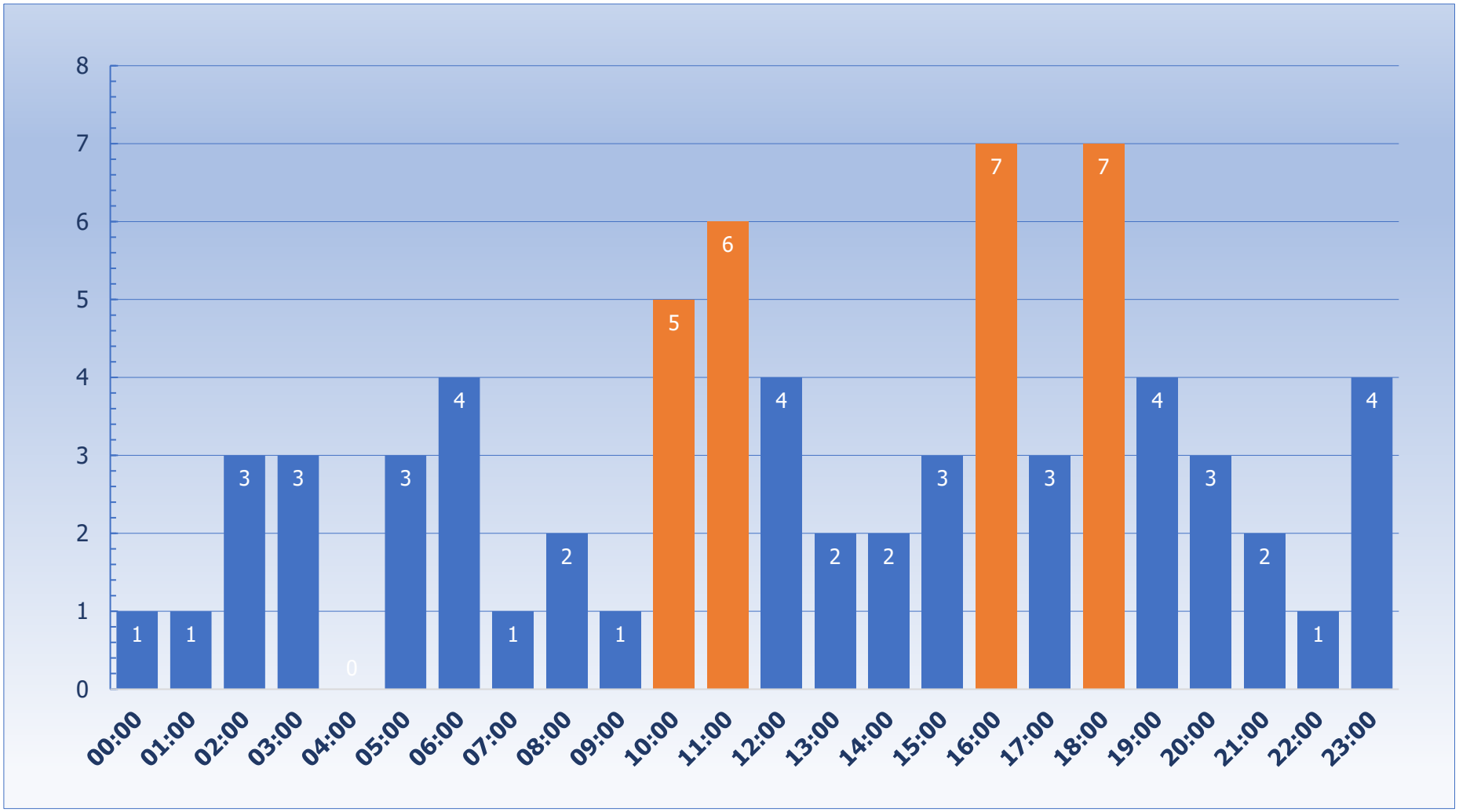

2019-2021 Response Times by Month

[From 2019 Response Times are now emergencies that requires lights and siren.]

Year	JAN	FEB	MAR	APRIL	MAY	JUNE	JULY	AUG	SEPT	OCT	NOV	DEC	YTD
2021	6:54												6:54
2020	5:30	5:42	5:40	4:25	5:27	5:16	5:04	5:05	5:36	5:45	6:33	5:45	5:40
2019	5:57	6:19	5:00	5:31	5:48	5:21	5:19	5:48	5:22	5:56	5:44	5:22	5:53

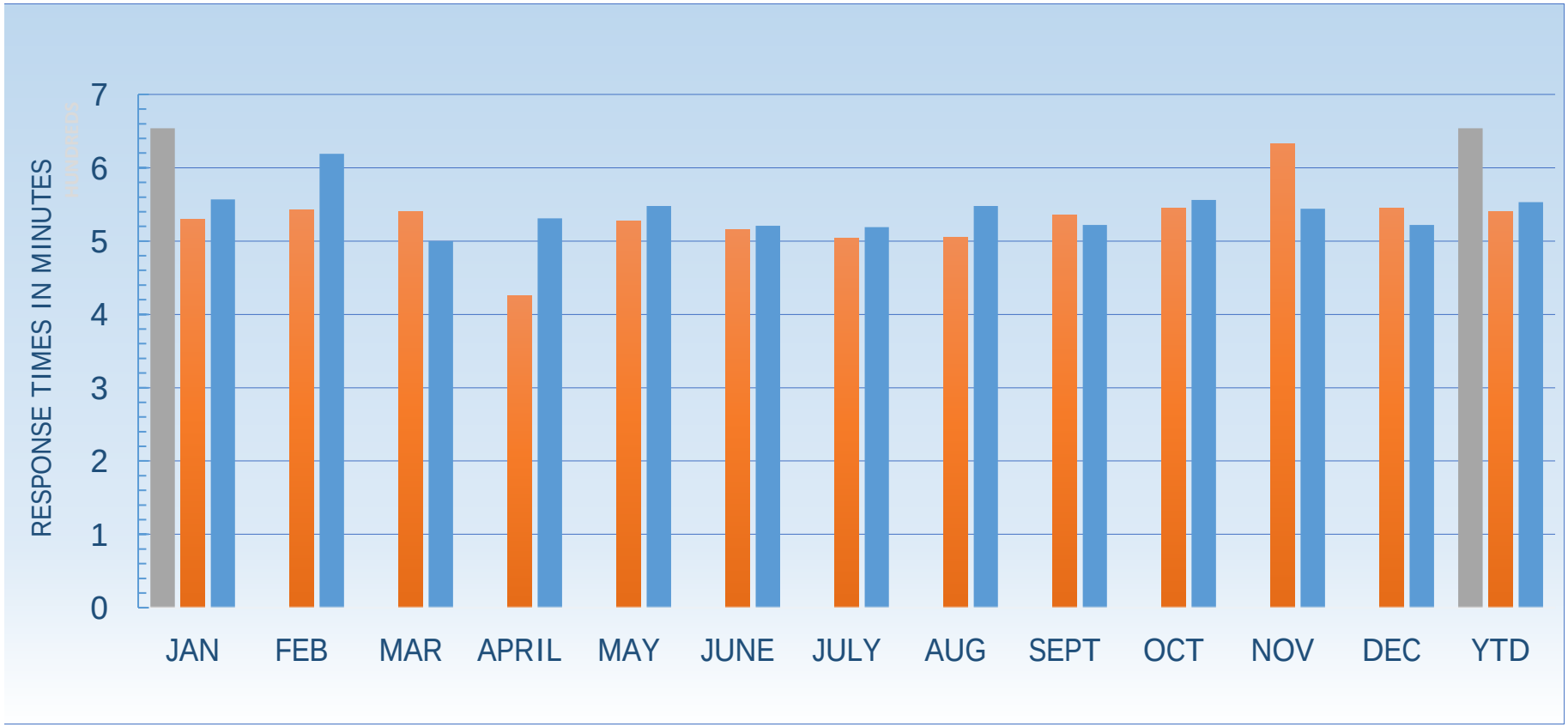

2020 Emergency Responses

[Priority 1 and 2 responses per month in our district.]

Year	JAN	FEB	MAR	APRIL	MAY	JUNE	JULY	AUG	SEPT	OCT	NOV	DEC	YTD
2020	45												45
2020	31	35	43	17	43	45	41	55	41	49	47	50	497
2019	25	42	35	42	38	54	55	53	50	30	27	37	488

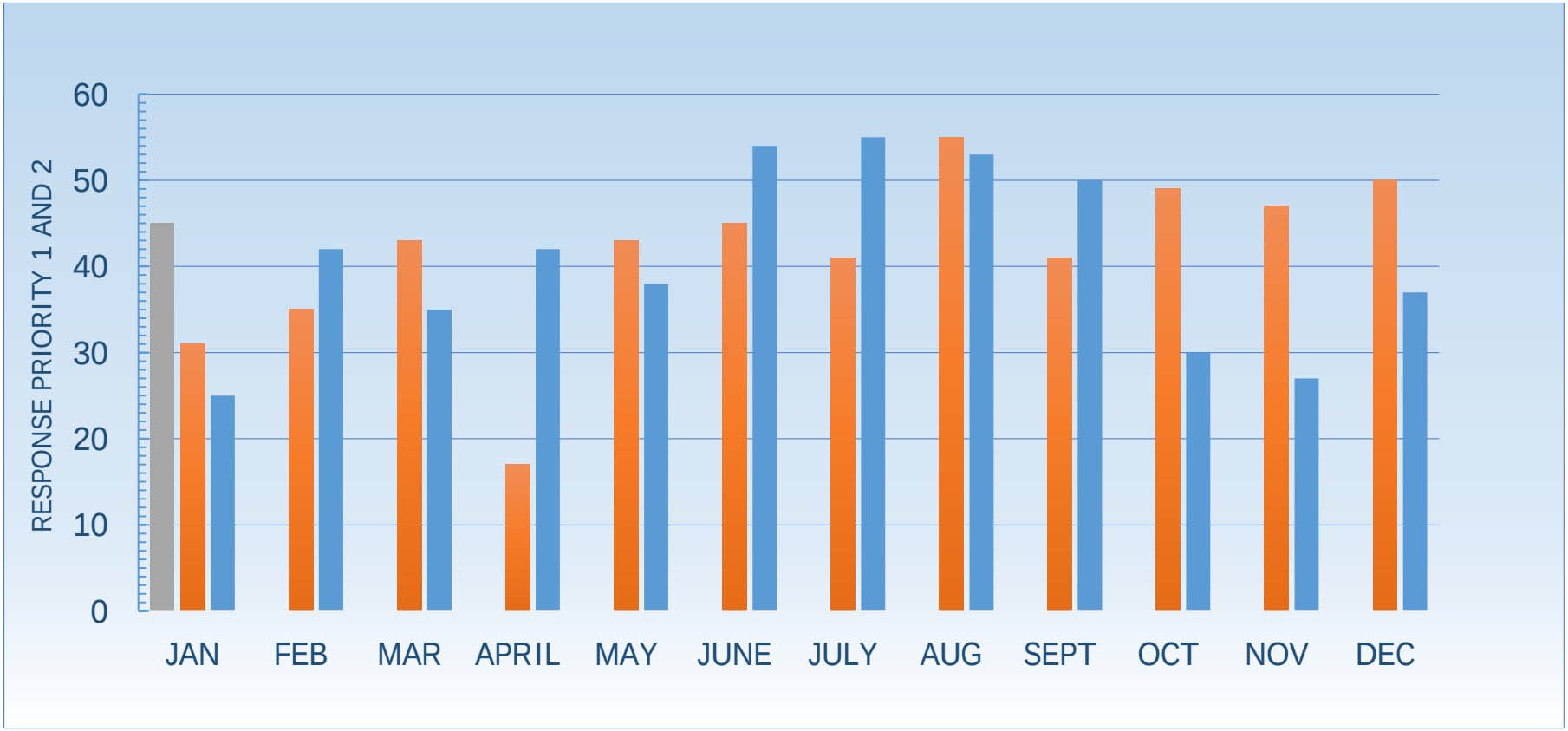

January 2021 Incident Report by Type

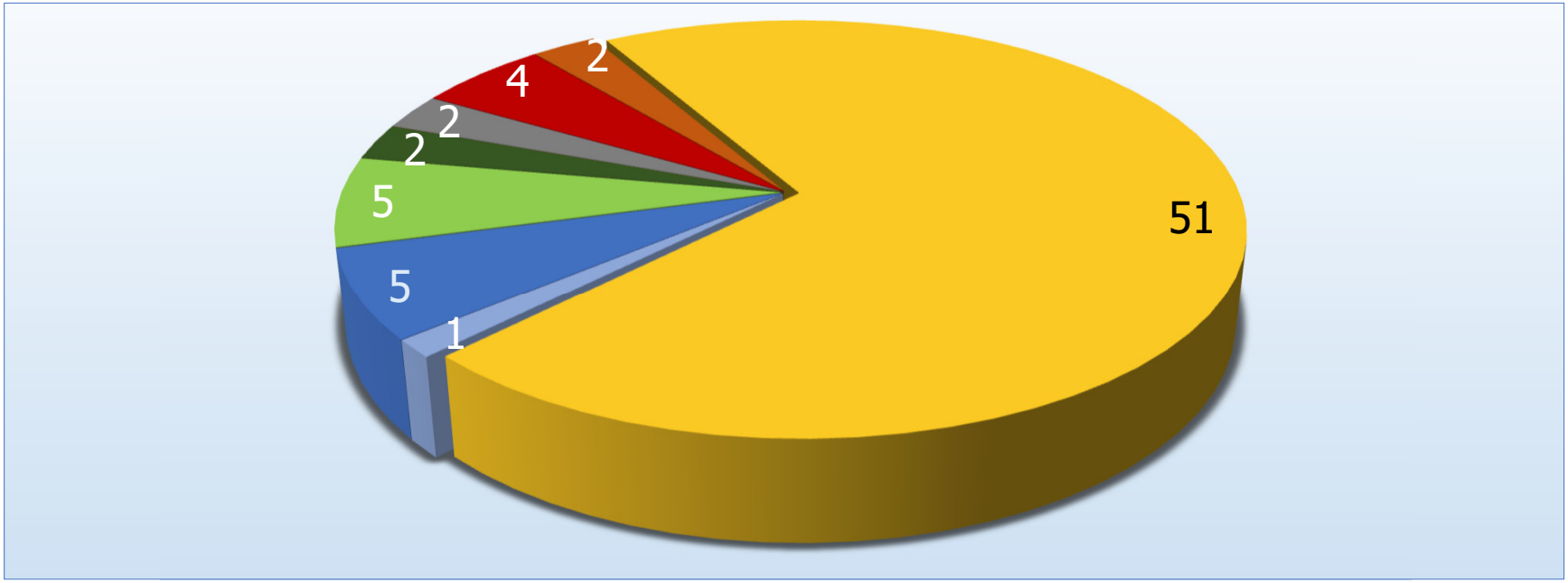

Type Of Incident:	Total Incidents:	Percentage Value:
100 Series - Fire	4	5.6%
200 Series - Explosion, Overpressure, Overheat (No Fire)	2	2.8%
300 Series - Rescue & EMS	51	70.8%
400 Series - Hazardous Conditions (No fire)	1	1.4%
500 Series - Service Call	5	6.9%
600 Series - Good Intent Calls	5	6.9%
700 Series - False Alarm & False Calls	2	2.8%
800 Series - Severe Weather and Natural Disaster	0	0.0%
900 Series - Special Incident Type	2	2.8%
	72	**100.0%**

2019-2021 Motor Vehicle Incidents

[All incidents with any motorized vehicle involved in accidents, fires etc.]

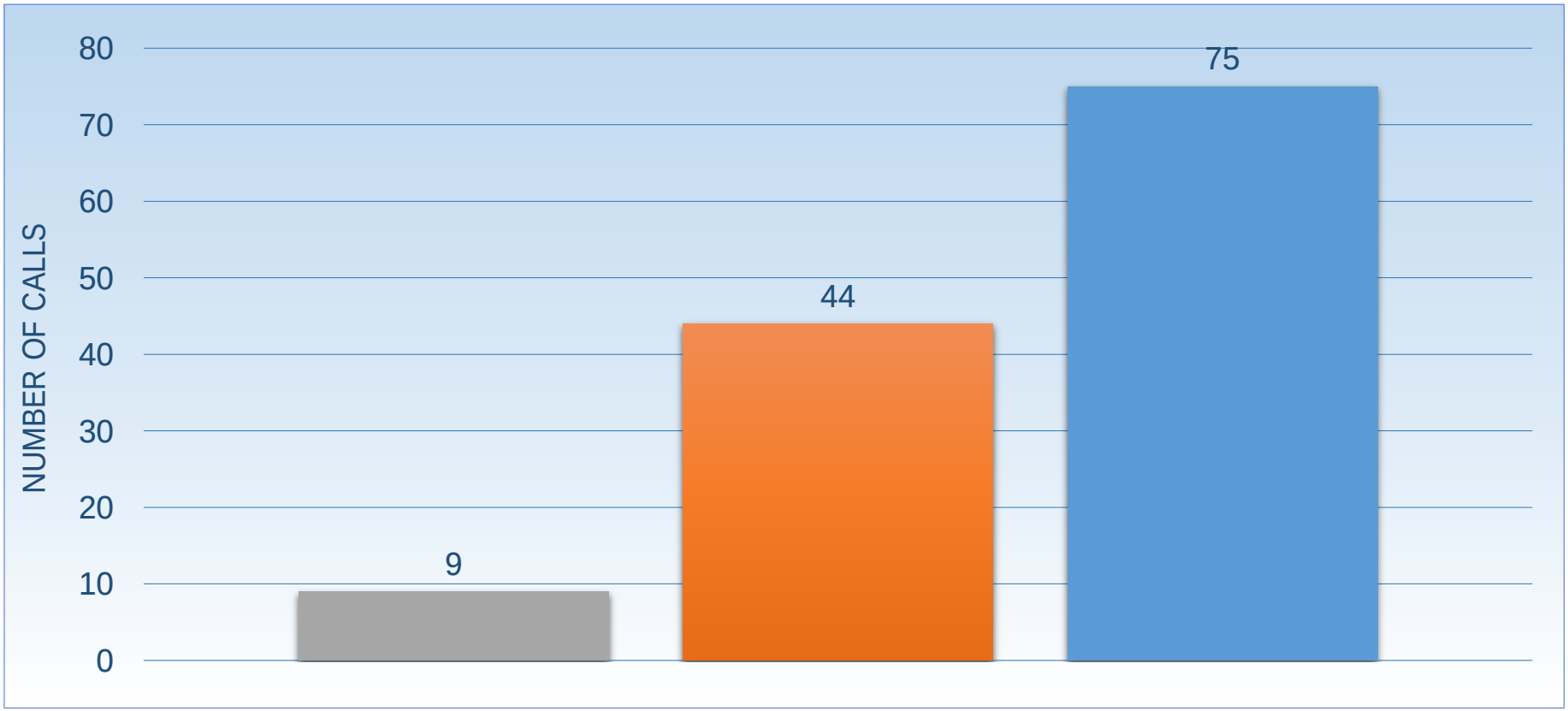

As of:	# of Incidents	+/-	+/- %	Extrication	%
01/31/2021	9	(35)	(79.55)	0	0.0
12/31/2020	44	(31)	(41.33)	1	2.3
12/31/2019	75	11	21.15	3	4.0

MV Incidents by Month 2019-2021

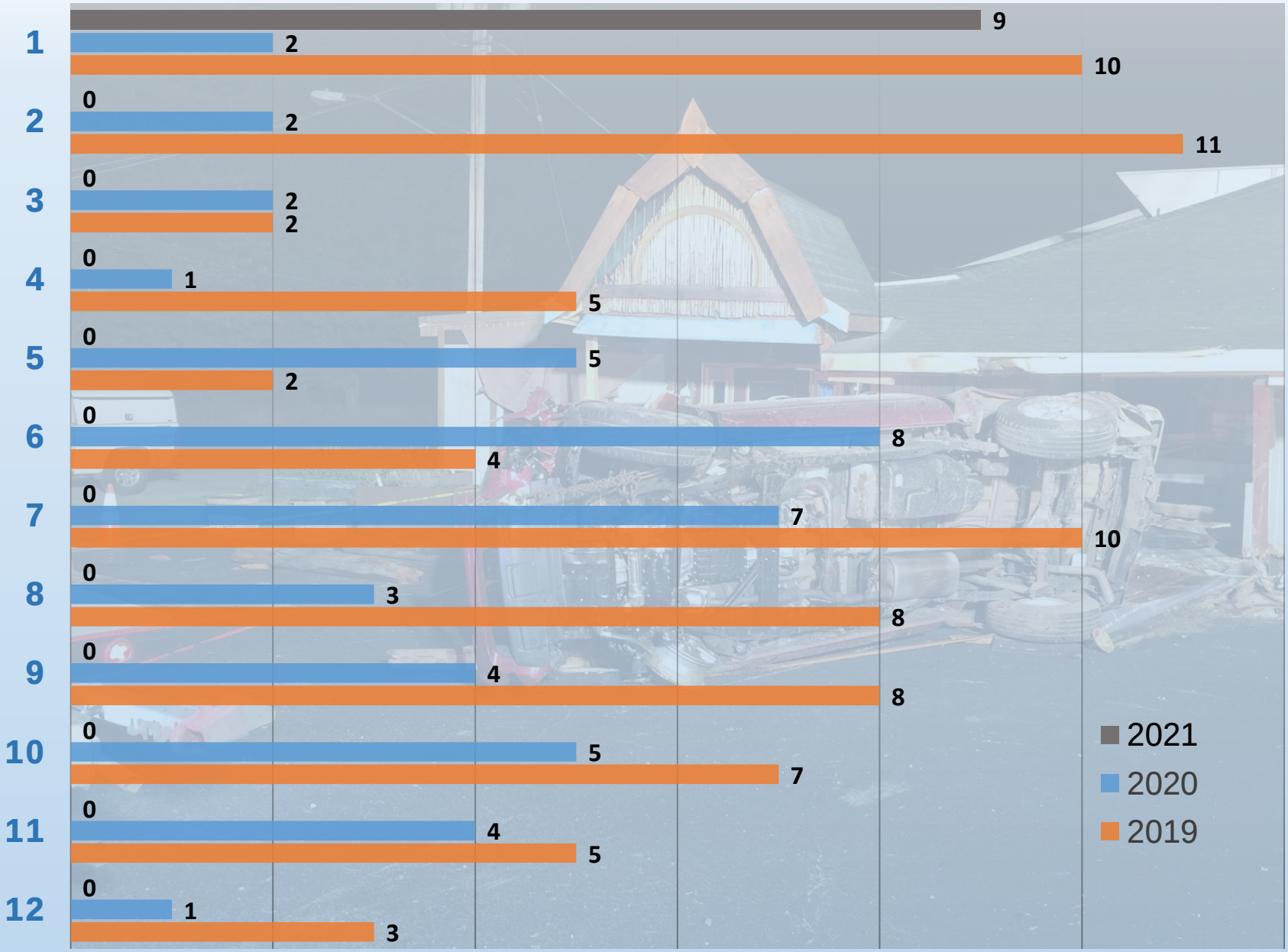

2015-21 MVIs by month

YEAR	JAN	FEB	MAR	APR	MAY	JUN	JUL	AUG	SEP	OCT	NOV	DEC	TOTAL
2021	9												9
2020	2	2	2	1	5	8	7	3	4	5	4	1	44
2019	10	11	10	5	2	4	10	8	8	7	5	3	83
2018	9	5	4	5	9	5	7	6	6	0	1	7	64
2017	4	4	2	2	7	7	8	4	2	3	2	7	52
2016	15	8	3	13	4	8	16	4	0	2	5	11	89
2015	6	11	3	1	3	6	7	7	4	2	1	2	53
Average	8	7	4	5	5	6	10	6	4	3	3	6	68

Lowest	Highest

2021 Vehicle Fires - Value and Loss

NFIRS Category	Call #	Date	Address	Year	Make	Model	Blue Book Value	State	Loss
Fire									
			TOTAL				$0		$0

2021 Overlapping Incidents YTD

[Another emergency incident that requires fire department response that occurs within the time frame of a previous emergency incident.]

Year	JAN	FEB	MAR	APRIL	MAY	JUNE	JULY	AUG	SEPT	OCT	NOV	DEC	TOTAL
2021	14												14
2020	16	7	10	0	23	24	17	30	12	26	11	20	196
2019	14	21	8	9	10	27	52	27	38	18	20	14	258

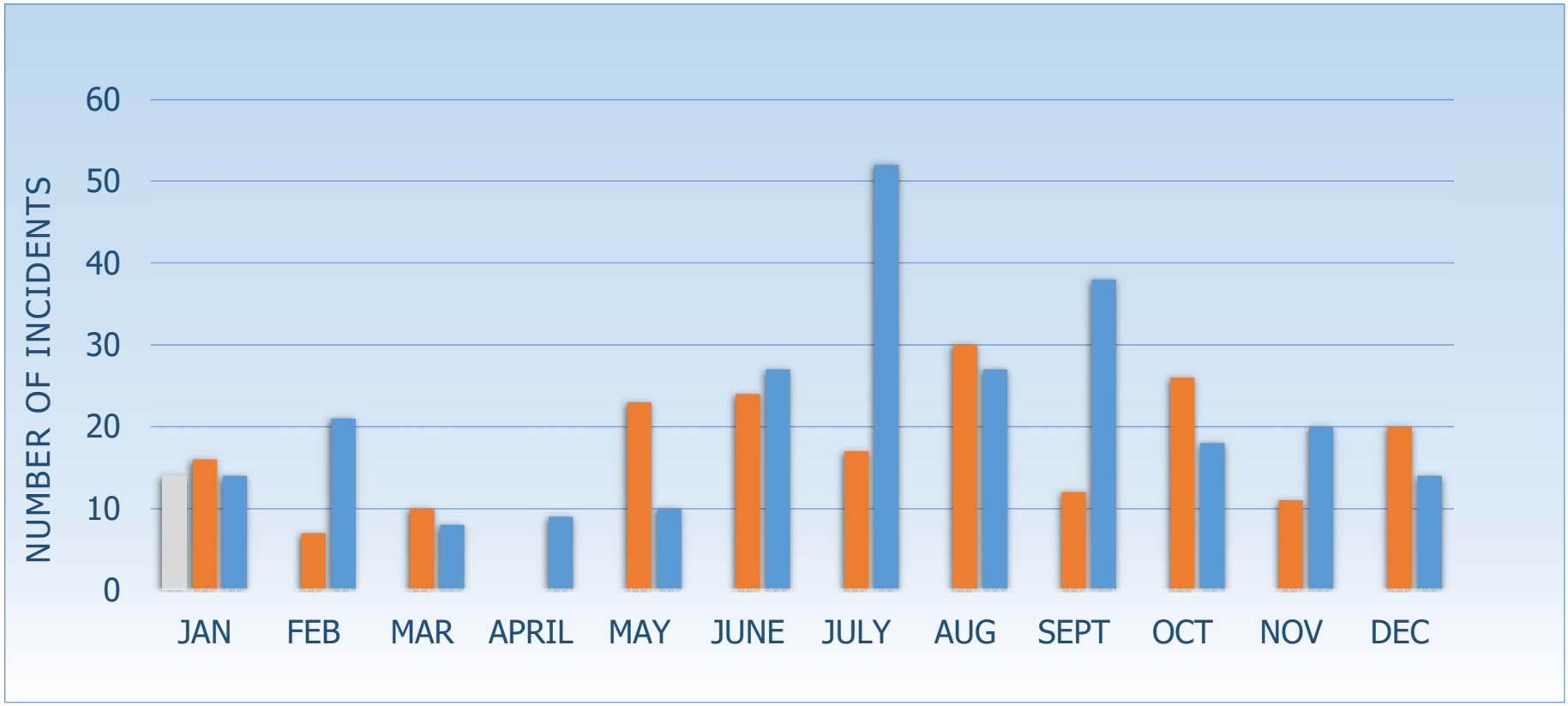

2019-2021 Special Events by month

Year	JAN	FEB	MAR	APRIL	MAY	JUNE	JULY	AUG	SEPT	OCT	NOV	DEC	Total
2021	1												1
2020	3	2	1	1	4	0	0	1	3	1	0	1	17
2019	2	2	4	1	6	6	5	3	5	5	2	2	43

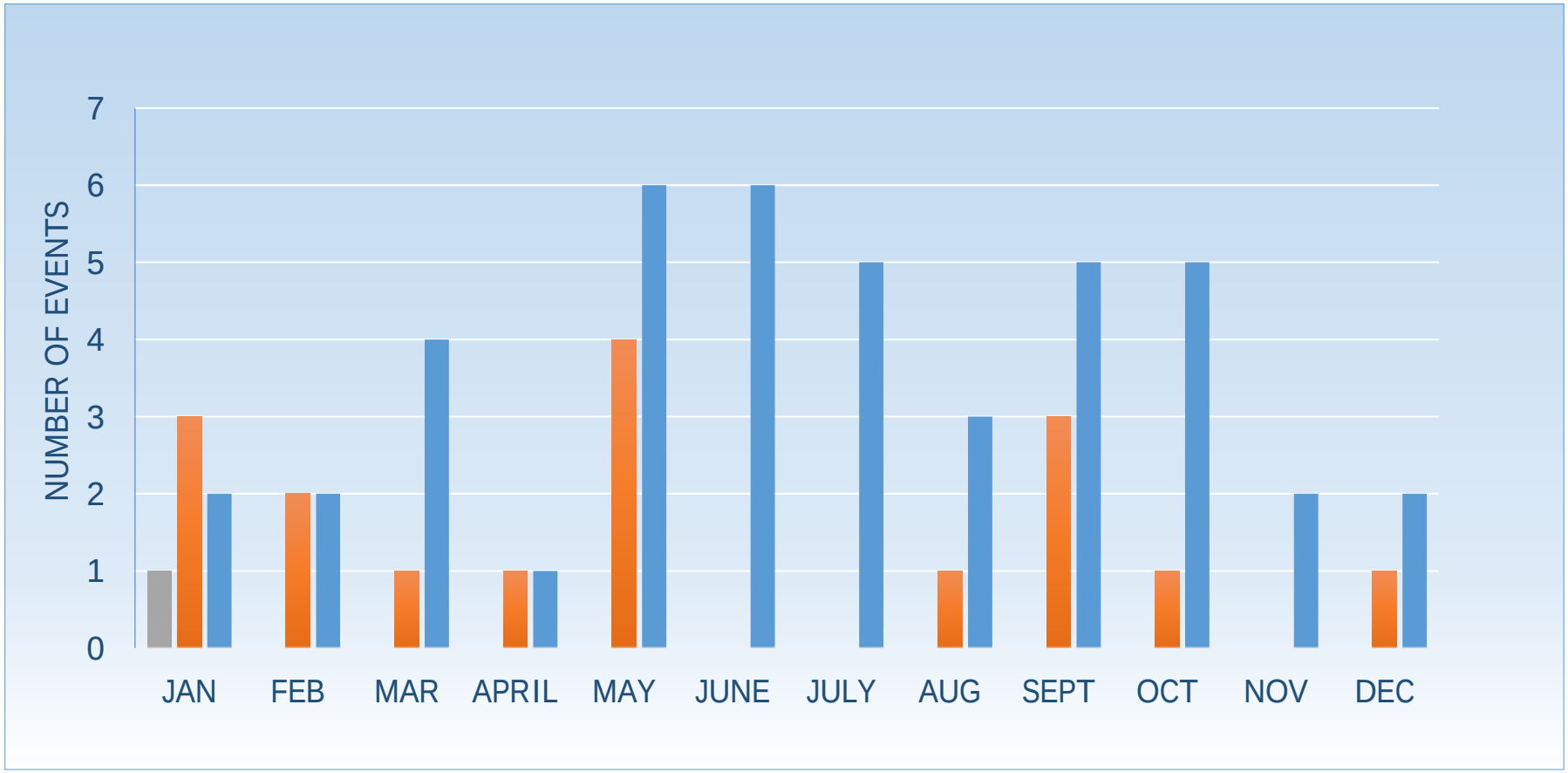

2019-2021 Special Events Personnel Hours

Year	JAN	FEB	MAR	APRIL	MAY	JUNE	JULY	AUG	SEPT	OCT	NOV	DEC	Total
2021	6												6
2020	0	39	6	6	15	0	0	39	36	40	0	3	183
2019	0	21	71	2	30	46	170	131	38	78	42	6	634

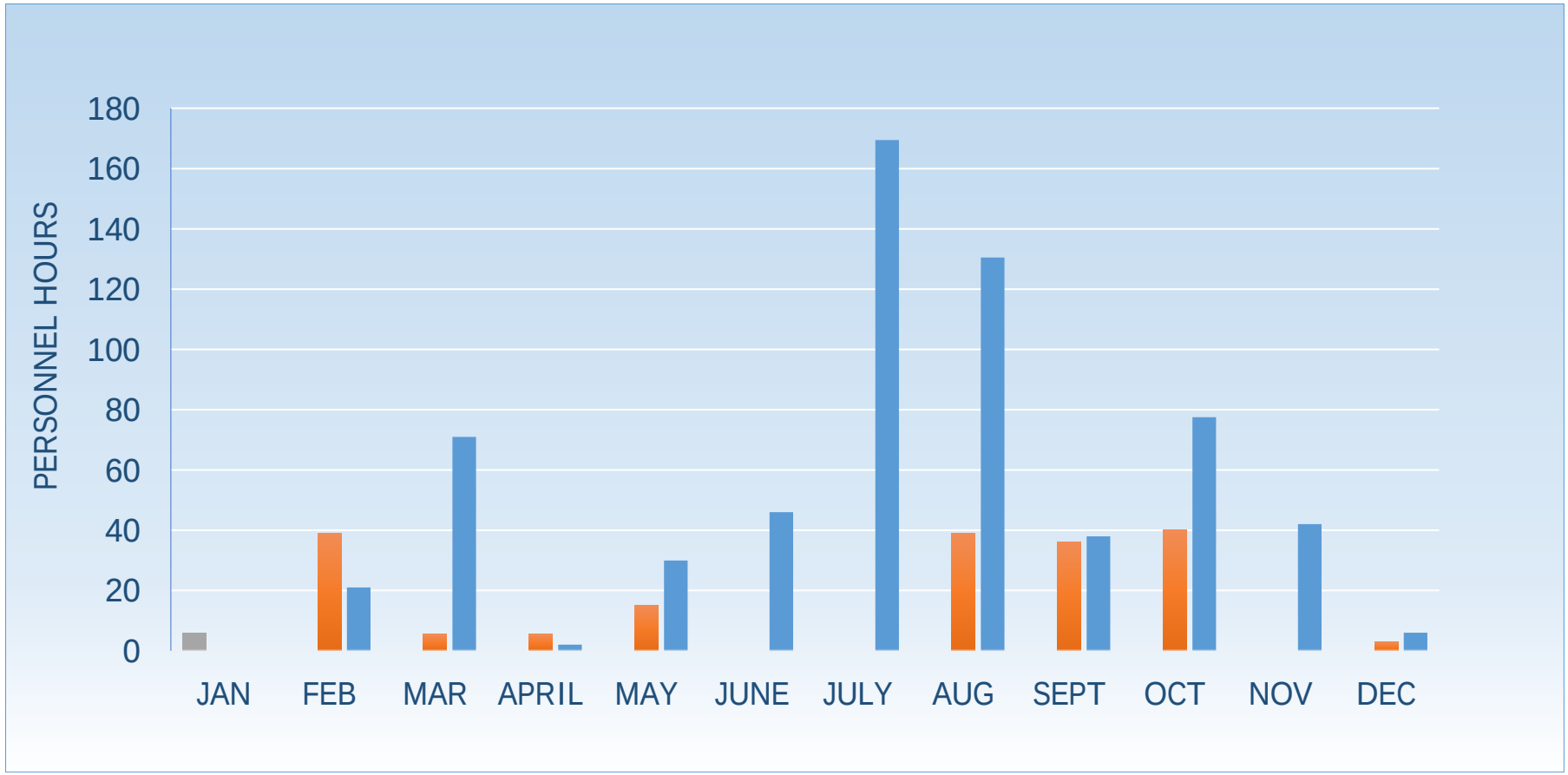

2021 Incidents by Area

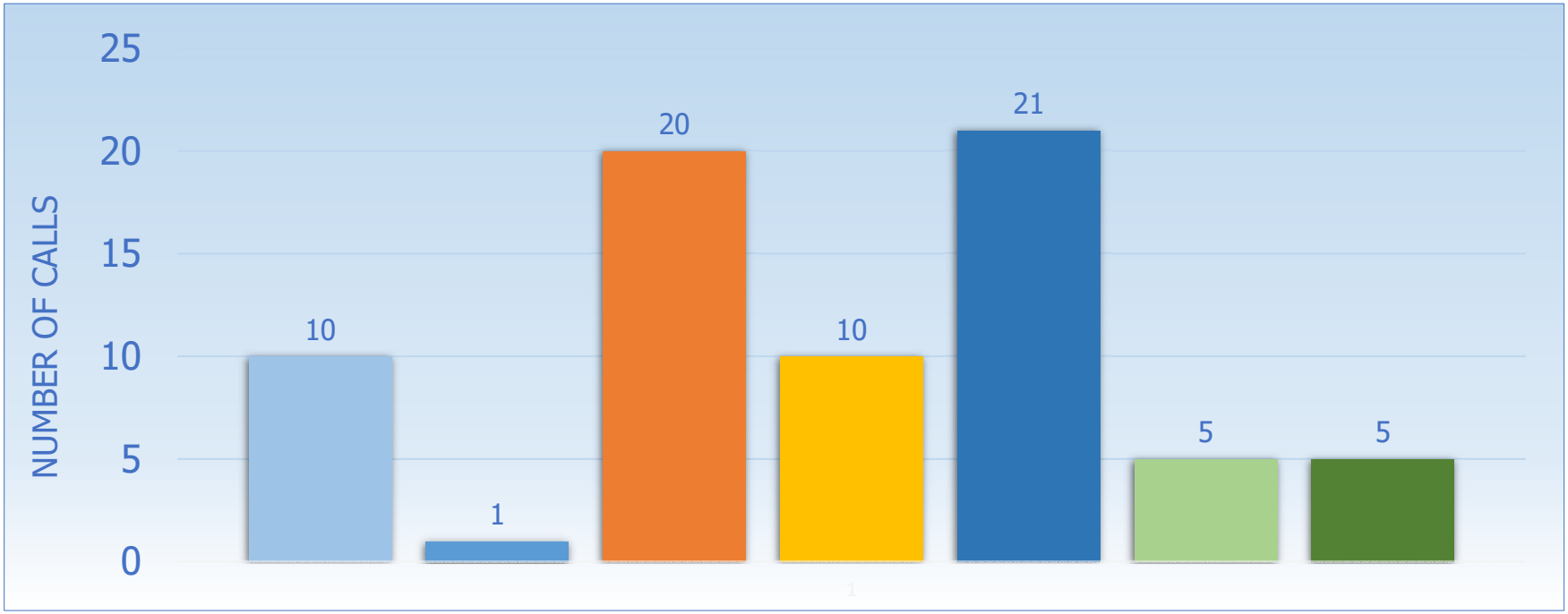

Area	January 31	%
Saugatuck North	10	13.9
Saugatuck South	1	1.4
Douglas	20	27.8
Township North	10	13.9
Township South	21	29.2
I-196	5	6.9
Outside Area	5	6.9
Total	72	100.0

2021 Key numbers for Tri-Community

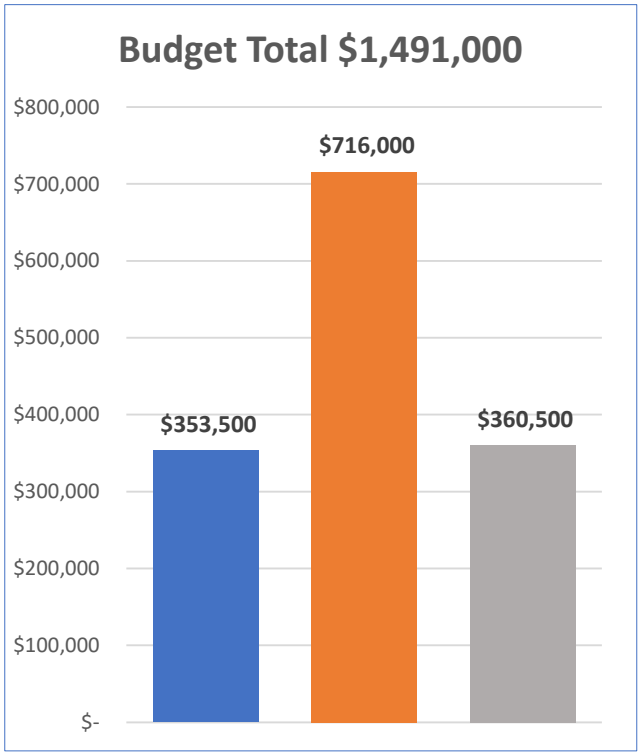

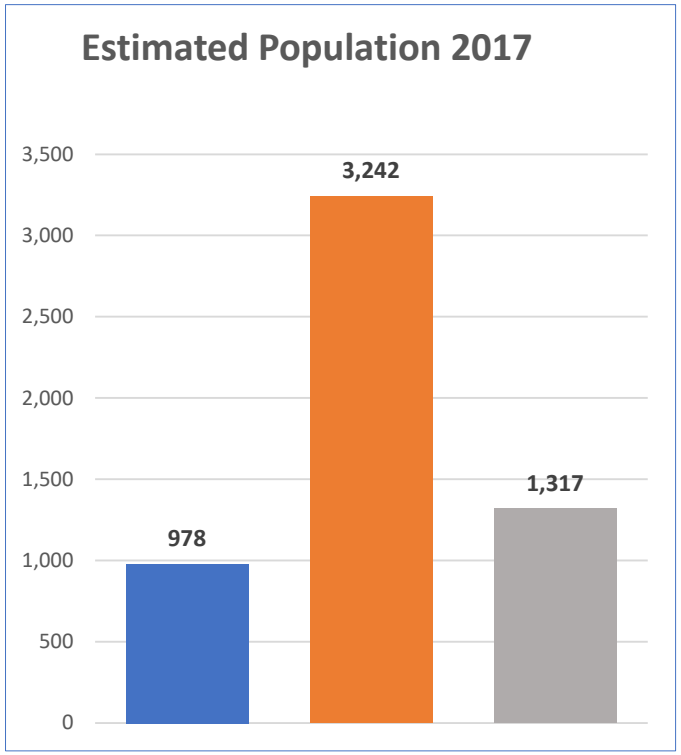

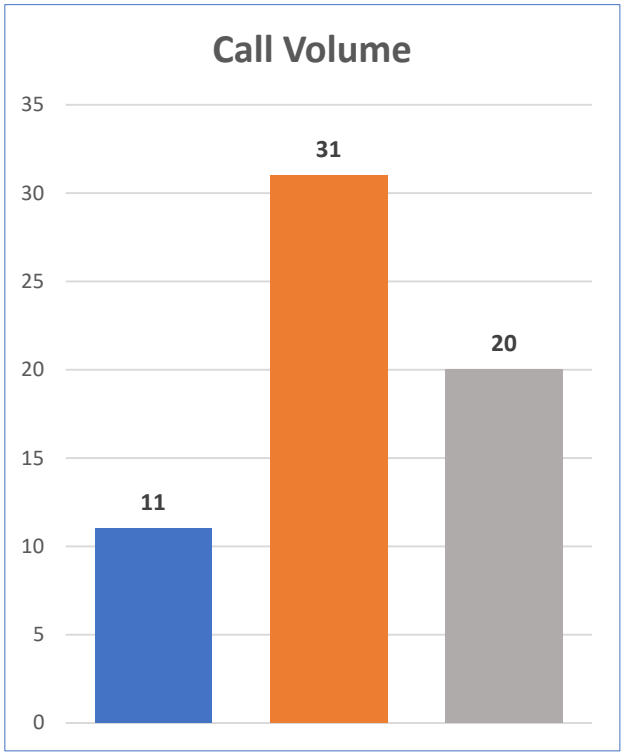

	Square Miles		Budget	%	Est. Population 2017	%	Call Volume	%
Saugatuck City	1.47	$	353,500	24.7	978	17.66	11	17.74
Saugatuck Township	24.21	$	716,000	50.1	3,242	58.55	31	50.00
City of Douglas	1.98	$	360,500	25.2	1,317	23.79	20	32.26
Total	27.66	$	1,430,000	100.0	5,537	100.00	62	100.00

2021 Personnel Response to Incidents

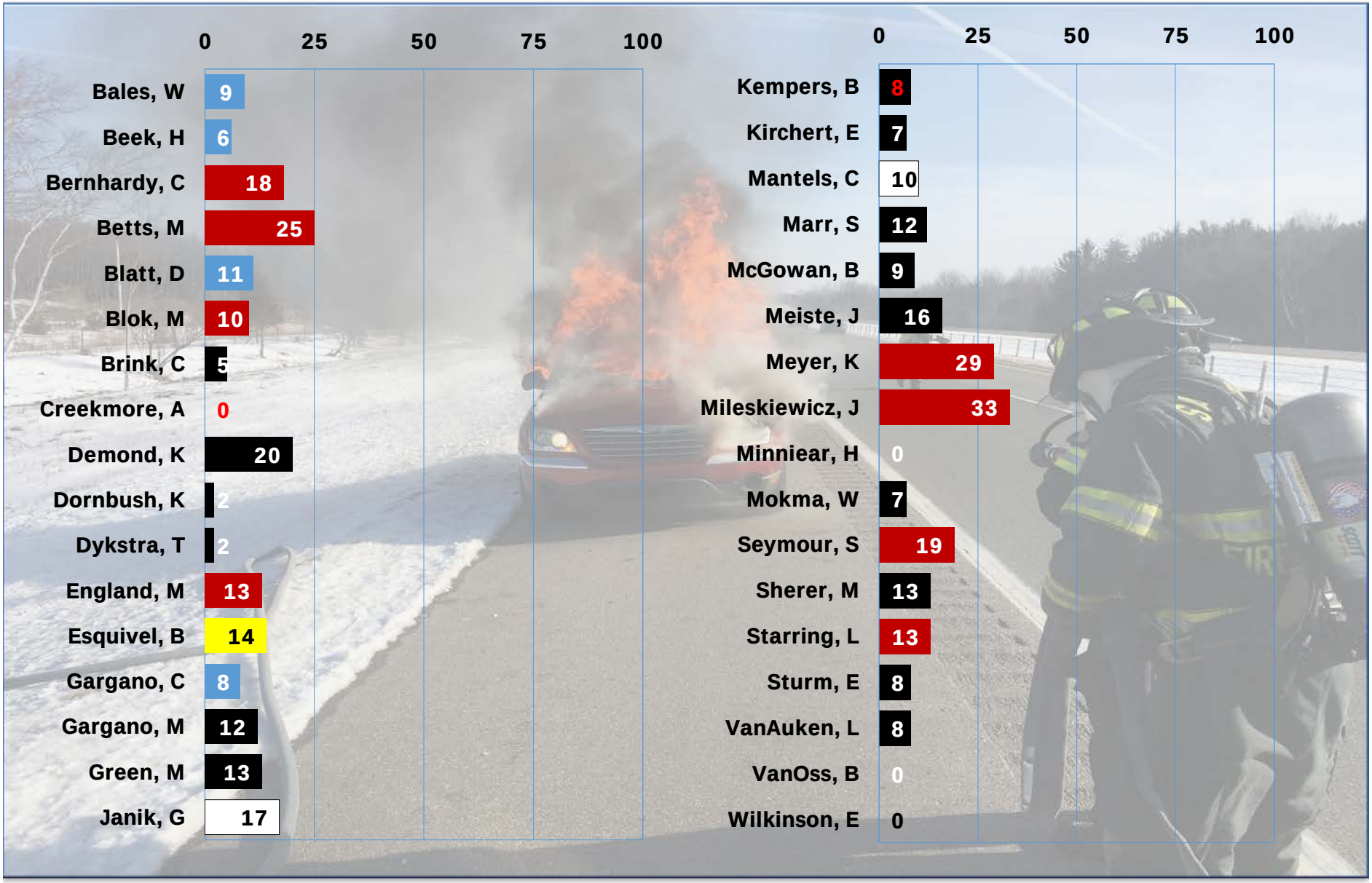

Total Incidents: 72	Chiefs	Officers	Firefighters	EMS	Trainee

2021 Protected Property Value

NFIRS Category	Call #	Date	Address	Zillow Market Value	Loss
Fire					
			TOTAL	$0	$0
Overpressure Explosion, Overheat - No Fire					
			TOTAL	$0	$0
Hazardous Conditions - No Fire					
412	210019	01/07/2021	221 Elizabeth	$418,233	$0
			TOTAL	$418,233	$0

2020 Protected Property Value



CITY OF THE VILLAGE OF DOUGLAS

Rules for Submitting Written Comments to a Board or Commission
For Placement on the Meeting Agenda

To allow a more unified process for submittals of written comments to Boards and Commissions, the City of the Village of Douglas Council does hereby adopt the following rules:

1. The written request shall be sent in writing to the City Clerk's by email or regular mail. A response will be sent by the City Clerk as confirmation the written comment was received.

2. The request will go to the City Manager for approval. No personal complaints regarding City Staff will be included on the agenda. Any complaints of this nature will go through the proper channel as stated in the personnel manual.

3. The City Clerk's office and/or the Mayor will insure placement in the agenda packet.

4. Written communication will not be addressed at a council meeting unless it is pulled by a council member for discussion.

5. All requests are to be received prior to the agenda being sent out. Please contact the City Clerk for deadlines.

The Village of Friendliness – Since 1870

Date

Resident
Address
Douglas, MI 48706

Dear Resident:

Thank you for your written communication to the City Council of the City of Douglas. In accordance with the City's written communication policy, your written communication is tentatively scheduled to be placed on the Month Date Year City Council agenda.

Respectfully,

City Clerk
City of the Village of Douglas

86 W. Center Street ◆ P.O. Box 757 ◆ Douglas, MI 49406-0757 ◆ Phone (269)857-1438 ◆ Fax (269)857-4751 ◆ www.ci.douglas.mi.us

MEMORANDUM

To: City Council

From: Tom Doane
City Assessor

Date: February 9, 2021

Subject: Resolution 05-2021
Allowing for Write-in Appeals by Resident Taxpayers

According to General Property Tax Act, MCL 211.30(8) – The governing body of the City may authorize, by adoption of a resolution, a resident taxpayer to file his or her protest before the Board of Review by letter without a personal appearance by the taxpayer of his or her agent.

During this time of COVID-19 it makes sense to make appeals more assessable to the public and promote a safer alternative for resident taxpayers. The goal is the ensure that all taxpayers have an opportunity to appeal the current assessment if they feel it does not truly reflect a fair market.

I recommend City Council approve Resolution 05-2021 to allow write-in appeals by resident taxpayers.

RESOLUTION NO. 05-2021
CITY OF THE VILLAGE OF DOUGLAS
ALLEGAN COUNTY
STATE OF MICHIGAN

A RESOLUTION ALLOWING FOR WRITE-IN APPEALS
BY RESIDENT TAXPAYER

At a regular meeting of the City of the Village of Douglas, County of Allegan, Michigan, duly called and held virtually by Zoom on Monday, February 15, 2021, at 7:00 p.m. there were:

Present:

Absent:

Council member _____, offered the following resolution and moved for its adoption, seconded by Council member _____.

RESOLUTION

WHEREAS, the General Property Tax Act, MCL 211.30(4) states that, when appealing to the Board of Review, "a nonresident taxpayer may file his or her appearance, protest, and papers in support of the protest by letter, and his or her personal appearance is not required": and

WHEREAS MCL 211.30(8) states that "The governing body of the city may authorize, by adoption of an ordinance or resolution, a resident taxpayer to file his or her protest before the board of review by letter without a personal appearance by the taxpayer or his or her agent. If that ordinance or resolution is adopted, the city shall include a statement notifying taxpayers of this option in each assessment notice under section 24c and on each notice or publication of the meeting of the board of review"; and

WHEREAS, under the Open Meetings Act, MCL 15.263a, a meeting of a public body may be held electronically through March 30, 2021, and "a public body may use technology to facilitate typed public comments during the meeting submitted by members of the public participating in the meeting that may be read to or shared with members of the public body and other participants to satisfy the requirement under this subsection that members of the public be heard by others during the electronic meeting and the requirement under section 3(5) that members of the public be permitted to address the electronic meeting";

THEREFORE BE IT RESOLVED that, in order to ease the burden on taxpayers, the assessor and the Board of Review, and to ensure that all taxpayers have an equal opportunity to be heard by the Board of Review, the City of the Village of Douglas Council hereby resolves, according to provisions of MCL 211.30(8) of the General Property Tax Act, that the Board of Review shall receive letters of protest regarding assessments from resident taxpayers from the first Tuesday in March until it adjourns from the public hearings for which it meets to hear such protests.

Letters from both residents and nonresidents may include those submitted by handwriting or typewriting.

All notices of assessment change and all advertisements of board of review meetings must include a statement that the resident taxpayers may protest by letter to the board.

Upon roll call vote the following voted:

YEAS:

NAYS:

RESOLUTION DECLARED ADOPTED ON THIS , DAY OF 2021

Signed: _____ Date:_____

Signed:_____ Date: _____

CERTIFICATION

I, Pam Aalderink, Clerk of the City of the Village of Douglas, do hereby certify that the above captioned Resolution was adopted by the City Council at a Regular Meeting thereof on February 15, 2021.

_____
Pamela Aalderink, City Clerk

MEMORANDUM

To: **City Council**

From: **Tom Doane**
City Assessor

Date: **February 9, 2021**

Subject: **Resolution 06-2021**
Setting an Alternate Meeting
For the March Board of Review

According to General Property Tax Act, MCL 211.30 – The governing body of the City may authorize an alternative start date for the March Board of Review during the week of the second Monday in March on either Tuesday or Wednesday of that week.

Due to scheduling issues with the Board of Review members and myself it is necessary to start the appeal meetings on Tuesday, March 9, 2021.

I recommend City Council approve Resolution 06-2021 to allow that the March Board of Review start the appeal meetings during the week of the second Monday in March on Tuesday, March 9, 2021.

City of the Village of Douglas
ALLEGAN COUNTY
STATE OF MICHIGAN

RESOLUTION NO. 06-2021

A RESOLUTION SETTING THE DATES FOR THE MARCH BOARD OF REVIEW MEETINGS

At a regular meeting of City of the Village of Douglas, County of Allegan, Michigan, duly called and held at City Hall on Monday, February 15, 2021, at 7:00 p.m. there were:

PRESENT:

ABSENT:

The following resolution was offered by Council Member _____ and seconded by Council Member _____.

RESOLUTION

WHEREAS: MCL 211.30 authorizes alternate start dates for the March Board of Review.

NOW, THEREFORE, BE IT RESOLVED THAT THE CITY OF THE VILLAGE OF DOUGLAS COUNCIL APPROVES HAVING THE MARCH BOARD OF REVIEW MEET ON THE TUESDAY DURING THE WEEK OF THE 2ND MONDAY IN MARCH.

YEAS:

NAYS:

ABSTAIN:

ABSENT:

RESOLUTION DECLARED ADOPTED THIS _____ DAY OF _____

SIGNED: _____DATE: _____

SIGNED:_____ DATE: _____

CERTIFICATION

I, Pam Aalderink, Clerk of the City of the Village of Douglas, do hereby certify that the above captioned Resolution was adopted by the City Council at a Regular Meeting thereof on February 15, 2021.

_____

Pam Aalderink, City Clerk

MEMORANDUM

To: **City Council**

From: **Tom Doane**
City Assessor

Date: **February 9, 2021**

Subject: **Resolution 07-2021**
Adopt Poverty Exemption
Income Guidelines and Asset Test

Due to changes to the General Property Tax Act, MCL 211.7u – it is necessary to update our Poverty Income Guidelines and Asset Test.

The Board of Review is no longer able to deviate from the guidelines that are approved by the City Council in determining if a taxpayer qualifies for an exemption. (there is a statement in the current guidelines that allowed for the Board of Review to deviate from the guidelines established by the City if they deemed it appropriate).

The State Tax Commission has also developed a new application form that must be used for 2021 and moving forward.

Applications for the Poverty Exemption and the policy adopted by the City must be made available online in 2021.

There must be wording in the asset test that states a total value not to exceed or percentage of total household income

I recommend City Council approve Resolution 07-2021 to update the income guidelines and asset test to meet new requirements recently updated in statue.

CITY OF THE VILLAGE OF DOUGLAS
ALLEGAN COUNTY
STATE OF MICHIGAN

RESOLUTION NO. 07-2021

A Resolution to Adopt Poverty Exemption Income Guidelines and Asset Test

At a regular meeting of City of the Village of Douglas, County of Allegan, Michigan, duly called and held at City Hall on Monday, February 15, 2021, at 7:00 p.m. there were:

PRESENT:

ABSENT:

The following resolution was offered by Council Member _____ and seconded by Council Member _____.

RESOLUTION

WHEREAS, the General Property Tax Act, MCL 211.7u, states that the homestead of persons who, in the judgment of the Board of Review, by reason of poverty, are unable to contribute to the public charges is eligible for exemption, in whole or part, from taxation under the General Property Tax Act; and

WHEREAS, a City Council is required by MCL 211.7u to adopt guidelines for the poverty exemption;

NOW, THEREFORE, BE IT HEREBY RESOLVED, pursuant to MCL 211.7u, that the City of the Village of Douglas, Allegan County, adopts the following guidelines for the Board of Review to implement. The guidelines shall include but not be limited to the specific income and asset levels of the claimant and all persons residing in the household. To be eligible for exemption under this section, a person must do all of the following on an annual basis as allowed under MCL 211.7u(6) and (8).

1) Own and occupy as a principal residence the property for which an exemption is requested. The person shall affirm this ownership and occupancy status in writing by filing a form prescribed by the State Tax Commission with the local assessing unit.

2) File a claim with the Board of Review on a form prescribed by the State Tax Commission and provided by the local assessing unit, accompanied by federal and state income tax returns for all persons residing in the principal residence, including any property tax credit returns, filed in the immediately preceding year or in the current year. Federal and state income tax returns are not required for a person residing in the principal residence if that person was not required to file a federal or state income tax return in the tax year in which the exemption under this section is claimed or in the immediately preceding tax year, and an affidavit in a form prescribed by the state tax commission may be accepted in place of the federal or state income tax return.

3) Produce a valid driver's license or other form of identification if requested by the board of review.

4) Produce a deed, land contract, or other evidence of ownership of the property for which an exemption is requested if required by the Board of Review.

5) Meet the federal poverty income guidelines as defined and determined annually by the United States Office of Management and Budget.

6) Meet additional eligibility requirements as determined by the City Council, including:

a. Total assets (except the homestead being claimed), essential household goods, and market value of motor vehicle, should not exceed $4,000 for the claimant or $6,000 for the household.

Assets include, but are not limited to: real estate (other than the principal residence); motor vehicles, recreational vehicles and equipment, certificates of deposits, savings accounts, checking accounts, stocks, bonds, life insurance and retirement funds. Assets do not include essential household goods (such as furniture, appliances, dishes, and clothing) or term life insurance.

The Board of Review will not reduce the value of the assets by the amount of any indebtedness owed on such assets, or any indebtedness otherwise owed by the applicant.

BE IT ALSO RESOLVED that the Board of Review shall follow the above stated policy and federal guidelines in granting or denying an exemption.

Upon roll call vote the following voted:

YEAS:

NAYS:

ABSTAIN:

ABSENT:

RESOLUTION DECLARED ADOPTED THIS _____DAY OF _____.

Signed: _____ Date: _____

Signed: _____ Date: _____

CERTIFICATION

I, Pam Aalderink, Clerk of the City of the Village of Douglas, do hereby certify that the above captioned Resolution was adopted by the City Council at a Regular Meeting thereof on _____

_____
Pam Aalderink, Clerk

MEMORANDUM

To: **Richard LaBombard**
City Manager

From: **Matthew Smith**
Treasurer

Date: **February 9, 2021**

Subject: **Budget Amendment**
Fiscal Year 2020-2021
Resolution No. 08-2021

Throughout the year, revenue and expenses of the various City funds are continually monitored and compared to the approved budget. From time to time, budgets require amending due to unanticipated expenses.

Some of the items noted that required amendments were:

- The previous assessor and the new assessor were both employed for a period of time to ensure a good transition
- The beginning of the fiscal year there was no full-time treasurer, and a deputy clerk was not hired until October.
- Due to Covid there were many additional building and grounds supplies purchased, as well as shelving and other supplies as staff works on increasing organization in City Hall.
- Police department utilized additional part time officers as full-time staff worked to lower vacation and comp hours accrued. The police department also received hazard pay which was covered by a grant.
- The insurance budget was lowered to come in line with actual expenses
- General Fund revenues need to include an election grant, Douglas Park Project donations, a police grant, better than expected state shared revenues. General fund revenues needed to remove inaccurately budgeted continued SAW grant revenue and transfers from the DDA for the streetscape project.
- Major Streets expenditures have incurred expenditures on Wiley – non motorized trail engineering.
- Catch basin cleanings were done on several local streets.
- Gas taxes in are coming in better than expected.
- The City's equipment needed several large repairs this fiscal year.

I recommend City Council adopt Resolution 08-2021 which outlines the amendments to the City of Douglas annual budget for fiscal year 2020-2021.

City of the Village of Douglas
Proposed Budget Amendment
FY 2020-2021

		Current Budget	Increase	Decrease	Proposed Amended Budget
	GENERAL FUND				
	Legislative	$ 23,272	$ -	$ 293	$ 22,979
	Manager	168,828	-	10,435	158,393
	Assessing	60,975	7,195	-	68,170
	Election	7,100	835	-	7,935
	Attorney	40,000	-	-	40,000
	Auditor	9,200	-	-	9,200
	Clerk/Treasurer	328,950	-	19,287	309,663
	Building & Grounds	343,745	17,377	-	361,122
	Police	645,040	21,404	-	666,444
	Planning & Zoning	321,817	-	235	321,582
	Street & Right of Way	449,215	2,989	-	452,204
	Water and Sewer Project	523,040	-	-	523,040
	Parks & Recreation	347,055	3,850	-	350,905
	Insurance Bonds	19,000	9,762	-	28,762
	Community Promotions	43,000	-	-	43,000
	Debt Service	-	-	-	-
	Transfers Out	797,350	-	-	797,350
	TOTAL GENERAL FUND	4,127,587	63,412	30,250	4,160,749
	Less: Transfers Out	(797,350)	-	-	(797,350)
**	TOTAL EXPENDITURES	3,330,237	63,412	30,250	3,363,399
	Revenue/Transfers In	3,200,121	-	15,795	3,184,326
	Less: Transfers In	(189,520)	5,020	-	(184,500)
**	TOTAL REVENUES	3,010,601	5,020	15,795	3,021,376
	Surplus/(Deficit)	(927,466)	63,412	46,045	(976,423)
	MAJOR STREET FUND EXPENSES	$ 671,980	$ 59,791	$ -	$ 731,771
	Revenue/Transfers In	$ 879,750	$ -	$ 4,856	$ 874,894
	Surplus/(Deficit)	$ 207,770	$ 59,791	$ 4,856	$ 152,835
	LOCAL STREET FUND EXPENSES	$ 620,425	$ 5,104	$ -	$ 625,529
	Revenue/Transfer In	$ 279,466	$ 10,183	$ -	$ 289,649
	Surplus/(Deficit)	$ (340,959)	$ (5,079)	$ -	$ (335,880)
	DDA FUND EXPENSES	$ 119,050	$ -	$ -	$ 119,050
	Revenue/Transfer In	$ 44,985	$ 2,418	$ -	$ 47,403
	Surplus/(Deficit)	$ (74,065)	$ (2,418)	$ -	$ (71,647)
	BROWNFIELD REDEVELOPMENT AUTHORITY FUND EXPENSES	$ 150,600	$ -	$ -	$ 150,600
	Revenue/Transfer In	$ 150,600	$ -	$ -	$ 150,600
	Surplus/(Deficit)	$ -	$ -	$ -	$ -
	HARBOR AUTH. FUND EXPENSES	$ 1,000	$ -	$ -	$ 1,000
	Revenue/Transfer In	$ 1,000	$ -	$ -	$ 1,000
	Surplus/(Deficit)	$ -	$ -	$ -	$ -
	SCHULTZ PARK FUND EXPENSES	$ 39,500	$ -	$ -	$ 39,500
	Revenue/Transfer In	$ 15,300	$ 10,920	$ -	$ 26,220
	Surplus/(Deficit)	$ (24,200)	$ (10,920)	$ -	$ (13,280)
	DOUGLAS MARINA FUND EXPENSES	$ 376,250	$ -	$ -	$ 376,250
	Revenue/Transfer In	$ 1,036,250	$ -	$ -	$ 1,036,250
	Surplus/(Deficit)	$ 660,000	$ -	$ -	$ 660,000
	WATER & SEWER FUND EXPENSES	$ 466,500	$ -	$ -	$ 466,500
	Revenue/Transfers In	$ 82,000	$ -	$ -	$ 82,000
	Surplus/(Deficit)	$ (384,500)	$ -	$ -	$ (384,500)
	EQUIP. RENTAL FUND EXPENSES	$ 104,500	$ 33,883	$ -	$ 138,383
	Revenue/Transfers In	$ 297,200	$ -	$ -	$ 297,200
	Surplus/(Deficit)	$ 192,700	$ 33,883	$ -	$ 158,817

Explanation: MID YEAR BUDGET ADJUSTMENT FOR FISCAL YEAR ACTIVITY

Prepared By: City Manager Approval:

Mayor Approval: City Clerk Approval:

CITY OF THE VILLAGE OF DOUGLAS
COUNTY OF ALLEGAN
STATE OF MICHIGAN

RESOLUTION NO. 08-2021

RESOLUTION AMENDING THE BUDGET OF THE
2020/2021 GENERAL APPROPRIATIONS ACT
(Various Funds)

At a regular meeting of the City Council for the City of the Village of Douglas, Michigan, held at the City of the Village of Douglas City Hall, Douglas, Michigan, on the 15th day of February 2021, at 7:00 p.m.

PRESENT:

ABSENT:

The following resolution was offered by Councilperson _____ and supported by Councilperson _____.

RESOLUTION

WHEREAS, in accordance with the Uniform Budgeting and Accounting Act, Public Act No. 2 of 1968, as amended, and Chapter IX of the City Charter, the City Council of the City of the Village of Douglas adopted a General Appropriations Act to establish and approve of the City's budget for the fiscal year commencing July 1, 2020 and ending June 30, 2021.

WHEREAS, the City Manager and City Treasurer have recommended that said budget be amended based on new information now available.

WHEREAS the City Council is authorized by statute to amend the budget throughout the fiscal year as it becomes apparent that a deviation from the original general appropriations act is necessary.

WHEREAS, the City Council is authorized by the City Charter to transfer appropriation balances, and to make additional appropriations during the fiscal year that do not exceed the amount of

actual and anticipated revenues, and unreserved fund balances and working capital balances, as estimated in the budget.

NOW, THEREFORE, BE IT RESOLVED AS FOLLOWS:

1. The City Council of the City of the Village of Douglas ("Douglas") does hereby amend the adopted and approved budget for fiscal year 2020/2021 by amending the various appropriations and interfund transfers as set forth in Exhibit A to this Resolution.

2. Any increases in funds appropriated for expenditures and interfund transfers shall be made from the unreserved fund balances or working capital balances of the various funds comprising the adopted and approved fiscal year 2020/2021 budget.

3. That any resolutions in conflict with this Resolution are deemed rescinded and revoked by the adoption of this Resolution.

YEAS: Council Members:

NAYS: Council Members:

ABSTAIN: Council Members:

ABSENT: Council Members:

ADOPTED this 15th day of February 2021

CITY OF THE VILLAGE OF DOUGLAS

BY: _____
Patricia Lion, Mayor

BY:_____
Pamela Aalderink, City Clerk

CERTIFICATION

I, Pamela Aalderink, the duly appointed Clerk of the City of the Village of Douglas, do hereby certify that the foregoing is a true and complete copy of a Resolution adopted by the Douglas City Council at a regular meeting held February 15, 2021 in compliance with the Open Meetings Act, Act No. 267 of the Public Acts of Michigan, 1976, as amended, the minutes of the meeting were kept and will be or have been made available as required by said Act.

CITY OF THE VILLAGE OF DOUGLAS

BY: _____

Pamela Aalderink, City Clerk

MEMORANDUM

To: City Council

From: Rich LaBombard
City Manager

Date: February 11, 2021

Subject: Consumers Energy Underground Electric Facilities Easement at Schultz Park

In preparation for an upcoming Michigan Department of Transportation (MDOT) project, Consumers Energy is requesting an easement from the City across Schultz Park for a buried electric service to be constructed between the Crest / Riverview intersection and the MDOT I-196 right-of-way. The proposed easement will be 12 feet wide and only for underground services (i.e. no overhead service allowed across the property). Consumers Energy selected the Crest / Riverside intersection because it's the closest service to the MDOT project location.

The proposed location of the easement will be south of the ball field fence and under the existing soccer field. As the service will be installed underground at a depth of 3± feet, it will not interfere with existing park water supply lines or the soccer field maintenance. There is no long-term plan for Schultz Park indicating that easement would interfere with any future park projects.

A discussion with the Consumers Energy representative indicated that there would be minor tree removal at the bore pit location at the Crest / Riverview intersection and the excavation will be restored and seeded when the weather is conducive to soil restoration practices.

The easement documentation has been reviewed by the City Attorney.

I recommend City Council approve Consumers Energy's Easement for Underground Electric Facilities at Schultz Park as defined in Exhibit B and authorize the City Manager to sign the necessary easement documentation on behalf of the City.

EASEMENT FOR UNDERGROUND ELECTRIC FACILITIES

Master Tract# ROW000916064845
SAP# 1053524242
Design# 11200365
Agreement# MI00000053542

THE CITY OF THE VILLAGE OF DOUGLAS, a Michigan municipal corporation, whose address is PO Box 757, Douglas, Michigan 49406 (hereinafter "Owner")

for $1.00 and other good and valuable consideration [*exempt from real estate transfer tax pursuant to MCLA 207.505(f) and from State real estate transfer tax pursuant to MCLA 207.526(f)*] grants and warrants to

CONSUMERS ENERGY COMPANY, a Michigan corporation, One Energy Plaza, Jackson, Michigan 49201 (hereinafter "Consumers")

a permanent easement to enter Owner's land (hereinafter "Owner's Land") located in the Township of Saugatuck, County of Allegan, and State of Michigan as more particularly described in the attached Exhibit A to construct, operate, maintain, inspect (including aerial patrol), survey, replace, reconstruct, improve, remove, relocate, change the size of, enlarge, and protect a line or lines of electric facilities in, ~~on, over~~, under, across, and through a portion of Owner's Land (hereinafter "Easement Area") as more fully described in the attached Exhibit B, together with any ~~pole structures, poles, or any combination of same~~, wires, cables, conduits, ~~crossarms, braces, guys, anchors~~, transformers, electric control circuits and devices, location markers and signs, communication systems, utility lines, protective apparatus and all other equipment, appurtenances, associated fixtures, and facilities, ~~whether above or~~ below grade, useful or incidental to or for the operation or protection thereof, and to conduct such other activities as may be convenient in connection therewith as determined by Consumers for the purpose of transmitting and distributing electricity.

Additional Work Space: In addition to the Easement rights granted herein, Owner further grants to Consumers, during initial construction and installation only, the right to temporarily use such additional work space reasonably required to construct said lines. Said temporary work space shall abut the Easement Area, on either side, as required by construction.

Access: Consumers shall have the right to unimpaired access to said line or lines, and the right of ingress and egress on, over, and through Owner's Land for any and all purposes necessary, convenient, or incidental to the exercise by Consumers of the rights granted hereunder.

Trees and Other Vegetation: Owner shall not plant any trees within the Easement Area. Consumers shall have the right from time to time hereafter to enter Owner's Land to trim, cut down, and otherwise remove and control any trees, brush, roots, and other vegetation within the Easement Area. Consumers shall have the right from time to time hereafter to enter Owner's Land to trim, cut down, and otherwise remove and control any trees, brush, or other vegetation located outside of the Easement Area which are of such a height or are of such a species whose mature height that in falling directly to the ground could come into contact with or land directly above Consumers' facilities.

Buildings/Structures: Owner agrees not to build, create, construct, or permit to be built, created, or constructed, any obstruction, building, septic system, drain field, fuel tank, pond, swimming pool, lake, pit, well, foundation, engineering works, installation or any other type of structure over, under, or on said Easement Area, whether temporary or permanent, natural or man-made, without a prior written agreement executed by Consumers' Real Estate Department expressly allowing the aforementioned.

Ground Elevation: Owner shall not materially alter the ground elevation within the Easement Area without a prior written agreement executed by Consumers Real Estate Department allowing said alteration.

Restoration: Consumers shall repair pavement it damages and shall grade and re-seed lawn areas it disturbs. Consumers will not be responsible to repair other improvements located in the Easement Area that it damages in exercising the rights granted in this Easement, including but not limited to trees and other landscaping now or hereafter located in the Easement Area.

Exercise of Easement: Consumers' nonuse or limited use of this Easement shall not preclude Consumers' later use of this Easement to its full extent.

Ownership: Owner covenants with Consumers that they are the lawful fee simple owner of the aforesaid lands, and that they have the right and authority to make this grant, and that they will forever warrant and defend the title thereto against all claims whatsoever.

Successors: This Easement shall bind and benefit Owner's and Consumers' respective heirs, successors, lessees, licensees, and assigns.

Counterparts: This Easement may be executed simultaneously in two or more counterparts, each of which shall be deemed an original and all of which together shall constitute one and the same instrument. It is not necessary that all parties execute any single counterpart if each party executes at least one counterpart.

Date:_____

Owner: THE CITY OF THE VILLAGE OF DOUGLAS, a Michigan municipal corporation

_____

By: Richard LaBombard
Its: City Manager

Acknowledgment

The foregoing instrument was acknowledged before me in_____County, Michigan,

on_____by Richard LaBombard, City Manager of The City of The Village of Douglas, a
Date

Michigan municipal corporation, on behalf of the corporation.

_____
Notary Public

_____
Print Name

_____County, Michigan

Acting in_____County

My Commission expires: _____

PROPERTY OWNERS MAIL
SIGNED EASEMENT TO:
Adam Hillman #225-34
Consumers Energy Company
2500 E Cork Street
Kalamazoo MI 49001

Prepared By:
Cristi Banks 12/16/2020
Consumers Energy Company
One Energy Plaza
Jackson, MI 49201

REGISTER OF DEEDS OFFICE USE ONLY
Return recorded instrument to:
Carrie J. Main, EP7-287
Consumers Energy Company
One Energy Plaza
Jackson, MI 49201

Date:_____

Owner: THE CITY OF THE VILLAGE OF DOUGLAS, a Michigan municipal corporation

_____

By: Pamela Aalderink
Its: City Clerk

Acknowledgment

The foregoing instrument was acknowledged before me in_____County, Michigan,

on_____by Pamela Aalderink, City Clerk of The City of The Village of Douglas, a
Date

Michigan municipal corporation, on behalf of the corporation.

_____
Notary Public

_____
Print Name

_____County, Michigan

Acting in_____County

My Commission expires: _____

PROPERTY OWNERS MAIL
SIGNED EASEMENT TO:
Adam Hillman #225-34
Consumers Energy Company
2500 E Cork Street
Kalamazoo MI 49001

Prepared By:
Adam Hillman 2/11/2021
Consumers Energy Company
One Energy Plaza
Jackson, MI 49201

REGISTER OF DEEDS OFFICE USE ONLY
Return recorded instrument to:
Carrie J. Main, EP7-287
Consumers Energy Company
One Energy Plaza
Jackson, MI 49201

EXHIBIT A

Owner's Land

Land situated in the Township of Saugatuck, County of Allegan, State of Michigan:

All that part of the West 3/4 of the Southwest 1/4 of the Southwest 1/4 of Section 15, Town 3 North, Range 16 West, and Government Lot 3, which lies Westerly of a line described as: Beginning at a point on the East & West 1/4 line of Section 21, which is South 89 degrees 11 minutes 09.5 seconds West of 534.37 feet from the center 1/4 corner of said section; thence North 47 degrees 17 minutes 59.5 seconds East, a distance of 3490.09 feet to the point of curvature of a 3124.04 foot radius curve to the left (chord bearing North 32 degrees 17 minutes 59.5 seconds East); thence Northeasterly along the arc of said curve 1635.75 feet to the point of continuing tangency of said curve; thence North 17 degrees 17 minutes 59.5 seconds East, a distance of 906.36 feet; thence North 72 degrees 42 minutes 00.5 seconds West, a distance of 1000.00 feet to Point of Ending.

Also known as: 3115 US-31, Douglas, Michigan 49406

Parcel ID: 59-015-002-00

EXHIBIT B

Easement Area

A 12.00 foot-wide strip of land, being 6.00 feet on each side of the centerline of the line constructed on Owner's Land, the centerline to be located approximately as shown in the attached drawing.

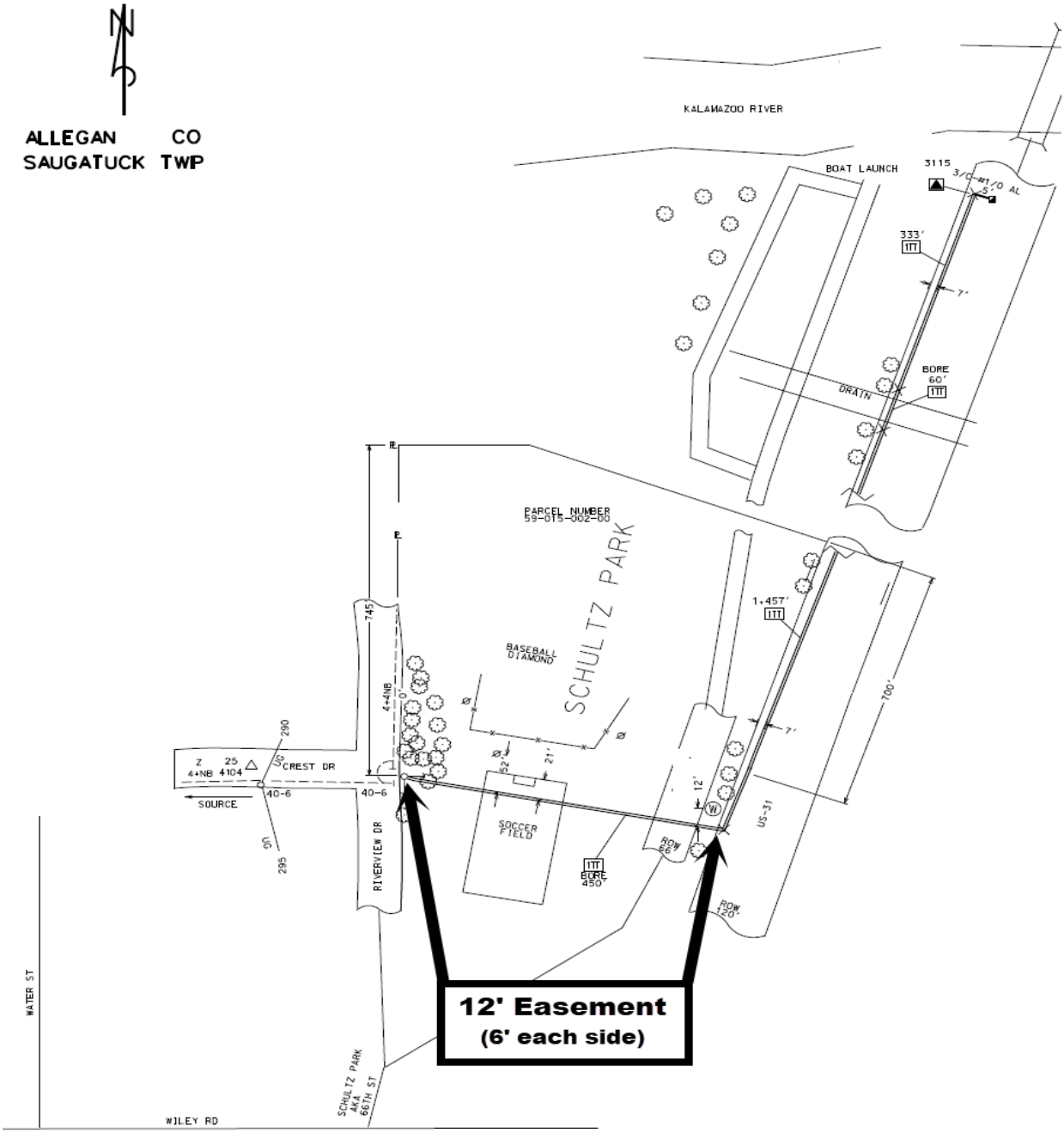

CITY OF THE VILLAGE OF DOUGLAS
COUNTY OF ALLEGAN
STATE OF MICHIGAN

RESOLUTION NO. 09-2021

A RESOLUTION TO APPROVE CONSUMERS ENERGY UNDERGROUND ELECTRIC FACILITIES EASEMENT AT SCHULTZ PARK

_____

At a regular meeting of the City Council for the City of the Village of Douglas, Michigan, held virtually by Zoom, Douglas, Michigan, on the 15TH day of February 2021 at 7:00 p.m.

PRESENT:

ABSENT:

The following Resolution was offered by Councilperson _____ and supported by Councilperson _____.

RESOLUTION

WHEREAS, In preparation for an upcoming Michigan Department of Transportation (MDOT) project, Consumers Energy is requesting an easement from the City across Schultz Park for a buried electric service to be constructed between the Crest / Riverview intersection and the MDOT I-196 right-of-way, and

WHEREAS, The proposed easement will be 12 feet wide and only for underground services (i.e., no overhead service allowed across the property), and

WHEREAS Consumers Energy selected the Crest / Riverside intersection because it is the closest service to the MDOT project location, and

WHEREAS A discussion with the Consumers Energy representative indicated that there would be minor tree removal at the bore pit location at the Crest / Riverview inter and the excavation will be restored and seeded when the weather is conducive to soil restoration practices,

NOW, THEREFORE, BE IT RESOLVED AS FOLLOWS: The City of the Village of Douglas City Council, following a document review by the City Attorney, does hereby adopt Resolution 09-2021, a resolution to approve Consumers Energy's Easement for Underground Electric Facilities at Schultz Park and authorize the City Manager to sign the necessary easement documentation on behalf of the City.

YEAS: Council Members:

NAYS: Council Members:

ABSTAIN: Council Members:

ABSENT: Council Members:

ADOPTED this ____ th day of _____

Signed: _____ Date: _____
Patricia Lion, City Mayor

Signed: _____ Date: _____
Pamela Aalderink, City Clerk

CERTIFICATION

I, Pamela Aalderink, the duly appointed Clerk of the City of the Village of Douglas, do hereby certify that the foregoing is a true and complete copy of a Resolution adopted by the Douglas City Council at a regular meeting held on Monday, _____ in compliance with the Open Meetings Act, Act No. 267 of the Public Acts of Michigan, 1976, as amended, the minutes of the meeting were kept and will be or have been made available as required by said Act.

CITY OF THE VILLAGE OF DOUGLAS

BY: _____

Date: _____

Douglas City Police Department

2020 Year End Report

Prepared & submitted by Chief Steven M. Kent

STAFFING AND SERVICE LEVEL

The Douglas City Police Department provides full police services 24 hours per day year round to the City of the Village of Douglas each day. There is typically one officer on duty per shift unless there is a special event, holiday event, educational program, training event, administrative day for the Chief of Police, or other need for additional personnel. The full-time officers are scheduled for 12-hour work shifts and work on a rotating schedule which allows for alternating weekends off for the Chief, Corporals, & Officer. In the most recent labor agreement, the officers agreed to work 84 hours per pay period at straight pay. The Chief of Police also works as a part of the rotating schedule with one 8-hour administrative shift per two week pay period.

The county courthouse and jail are located in the City of Allegan which is 24-25 miles from Douglas City so to assure the best availability of our staff to handle emergencies we have implemented a system of having the Chief and Corporals handle court paperwork transfers to the courthouse on their off time and we have adjusted our coverage as needed when an officer is subpoenaed to court for testimony on their regularly scheduled shift. We have also been assisted with court paperwork transfer by the Fennville City Police Department. The described measures ensure appropriate coverage and protection to the city.

The Douglas Police Department is staffed by our Police Clerk for walk ins, call ins, report preparations, radio dispatching, mandated state reporting and all other office management duties Monday through Friday.

The Douglas Police Department is currently staffed by four full time sworn & licensed Officers as follows:

Chief of Police Steven Kent with 34-1/2 years full time service to the department.

Corporal Mark Giles with 27-1/2 years full time service to the department.

Corporal Lori Warsen with 10 years full time service to the department.

Officer Celestino Reyes with 25-1/2 years full time service to the department.

The department is staffed with a full time Police Clerk/Office Manager:

Clerk Ashley (Bell) Janik with 5-1/2 years full time service to the department.

The department has part time sworn & licensed Officers on the roster and available as follows:

Officer Tony Brown, Officer Jon Bender, Officer Jeremy Laatz, Officer Joseph Culver, Officer Greg Rekucki, Officer Todd Wagner, Officer David Greydanus, Officer Olivia Schipper, Officer Mel Brummel (Training Instructor only).

The department is staffed with a part time/fill-in Police Clerk:

Clerk Kailey Lacy

CRIME REDUCTION

A vital goal of the department is to reduce crime in our city. As Chief of Police, I have continued to stress the importance of communication with residents, business owners, and seasonal residents during each officer's regular foot and vehicular patrols. This continues to provide extra eyes and ears in the community and community involvement. It should be noted that this has been challenging due to the pandemic/social distancing issues during 2020 however our staff has done a nice job communicating in the community. I have also stressed increased visibility and increased property/door checks to deter those that would seek to victimize our city as they travel through and typically look for the path of least resistance. It should be noted that during various times in 2020 many businesses were closed for extended periods and our staff did a nice job with watching over those properties. To assure that all areas of the city experience department presence I have continued a targeted patrol section program. In the targeted patrol section system, the city is broken down into four sections and each week I assign a section to focus some additional patrol time and personal/business contact time. The department's regular traffic stops and enforcement are important to the community and are helpful to identify other crimes and perpetrators. Traffic stop contacts have been down during 2020 to lessen exposure between the staff and public during the pandemic but are slowly increasing. Officers of the department regularly patrol areas of the city on foot contacting business owners, residents, and visitors; and to check doors on businesses. During 2020 officers logged 12,214 minutes (203 hours & 34 minutes) of foot patrol time during their assigned shifts.

In the case where a crime has occurred, the department goal is to serve the victim(s) to the best of our ability. This requires that the department complete a quality investigation, and present this investigation to the prosecutor's office and court system on behalf of the victim(s). The ability to serve the victim(s) and help bring about consequences to the perpetrator(s) factors into the reduction of crime within our city. During 2020 some of our investigations slowed due to the pandemic and following CDC guidelines however our staff worked through these issues as they arose.

FACILITY AND EQUIPMENT

The Douglas Police Department is stationed at 47 West Center Street in Downtown Douglas. The facility was the previous site of the Douglas Fire Station and later became the Douglas Village Hall. The facility

has a general office area, Chief's Office, Supervisor's Office, conference/interview room, lobby area, kitchen/break room, two small restrooms, a single stall garage, and a ventilated evidence/property room. This facility has adequate parking for patrol vehicles and staff.

The department facility does have deficiencies and requires some much-needed building maintenance. These issues involve window replacement, Interior lighting replacement, and heating/cooling equipment replacement.

The Douglas Police Department has 3 fully equipped patrol vehicles (Ford Police Utility/Explorer) with a vehicle replacement being planned every three years to rotate out worn vehicles for safety & reliability concerns and service cost savings. Each patrol vehicle is fully equipped with all needed emergency equipment as well as evidence collection kits and equipment. The department currently has a 2020 Ford Police Utility (Car 1) which is currently assigned to Corporals Giles and Warsen, a 2017 Ford Police Utility Vehicle (Car 4) which is currently assigned to Officer Reyes and Myself, and a 2016 Ford Police Utility Vehicle (Car 5) which is currently assigned to Part-Time Officers and is used by Full-Time Staff when their vehicle is being serviced or is unavailable. Three patrol vehicles seem to be the correct amount for this department as there have been occasions this past year when two cars were out of service for various reasons and the third vehicle allowed for normal department operations to continue without interruption. The current patrol vehicles and mileage as of January 1st 2021 are as follows:

Car 1: 2020 Navy Blue Ford Police Utility. Odometer: 012,100

Car 4: 2017 Navy Blue Ford Police Utility. Odometer: 064,500

Car 5: 2016 Navy Blue Ford Police Utility. Odometer: 092,900

The Douglas Police Department has participated in the Federal 1033 Program over the past several years to obtain needed equipment for only the cost of shipping or pick up. The equipment from the 1033 Program was previously used by the military and is offered to law enforcement. I will attach a list of 1033 property being used by the department to this report.

The department's officers per contract receive $600 in duty related equipment and uniforms each fiscal year. Uniforms, duty belts, ballistic vests, etc. are evaluated and replaced as needed. Officers are each assigned department owned property as follows:

A Glock .40 caliber semi-automatic duty weapon.

A Motorola 800 MHZ portable radio.

A X26 Taser (1033 Program).

The issued equipment is regularly evaluated and all equipment is in good order.

TRAINING

Training for the staff is of vital importance and to differ the costs of training the department belongs to the West Michigan Criminal Justice Training Consortium. The W.M.C.J.T.C. requires a percentage of the department Law Enforcement Distribution Funds that are received yearly from the State of Michigan. Mandatory training requirements are set forth by the Michigan Commission on Law Enforcement Standards and additional requirements are determined by yearly review with the city liability insurance carrier and by the Chief of Police. Training and the scheduling of training for the department is assigned to Cpl. Warsen and overseen & supervised by the Chief of Police.

Training for the department during 2020 was as follows:

Legal Update Training. (All)

Firearms Spring Qualification. (All)

Defensive Tactics Training. (All)

Firearms Fall Qualification. (All)

Implicit Bias Training

LEIN TAC Training (Cpl. Giles & Cpl. Warsen)

CPR/AED Recertification Training. (All)

PANDEMIC EFFECTS ON DEPARTMENT

The Covid 19 Pandemic has caused some challenges and changes with our department during 2020. Some but not all examples are:

The jails did not allow for lodging on certain crimes/warrants. This caused many warrants to be issued without being able to lodge the suspect on them which in turn delayed the legal (court) process.

Changes were made to the process of how law enforcement obtained warrants. Most communication with the judges, magistrate, and Prosecutor's Office was done through email and via telephone instead of in person. This process in general was more efficient.

Court hearings, preliminary examinations, and trials were delayed for months due to the pandemic. Cases were and still are significantly backed up through the court system.

Our department was the only city office in Douglas which remained open during the early stages of the pandemic which created additional phone calls and walk ins from area residents with various concerns and questions.

Our department usually partners with the Saugatuck Township Fire District to educate students at Douglas Elementary School on safety and fire safety (Safe Kids Program). We were unable to be in the school this year due to the pandemic and the concerns with additional exposure to the students and staff.

New traffic issues with Douglas Elementary School drop off and pick up. Due to the pandemic parents were only allowed to go through the drop off/pick up line and were not allowed to use the parking lot. This caused traffic backups on multiple occasions out onto the Blue Star Highway.

Our property check numbers were increased due to closure of businesses in town both during the executive orders and the DHHS orders.

Early on during the executive orders complaints were received about residential construction contractors not shutting down during the executive order. Our department had to address these issues on a daily basis and received many calls and emails regarding this issue.

Childcare became challenging for employees with children due to schools shutting down and childcare not being available due to the executive orders.

Daily health screenings were implemented, disinfecting patrol vehicles and work spaces multiple times each shift, obtaining and wearing Personal Protective Equipment. These all have been time consuming daily tasks for our staff.

In general, there was concern in the early stages of the pandemic that we may bring Covid home to our families, that we may infect our co-workers or vulnerable members of the community in the daily duties of our job. The department staff has really done a fine job working our way through the pandemic in 2020.

FIRST RESPONDER PAY

The department applied for and was awarded a First Responder Hazard Pay Grant which totaled $4600. This allowed the city to issue a one-time hazard payment to full time and part time officers. I can tell you that this was very much appreciated by our officers.

OUT OF JURISDICTION RESPONSES

The department continues to operate under our Out of Jurisdiction Response Policy which allows for out of jurisdiction responses for life threatening emergencies and to back up other agencies when requested by that on-scene agency. During 2020 the department had 68 total calls that were out of jurisdiction responses which was 3.6% of our total complaints. Our officers continue to daily assess if the situation meets policy and supervisors review each response. It is my observation that other city agencies in our county are responding outside of their jurisdictions much more frequently although I cannot provide their statistics.

SCHOOL SYSTEM EDUCATION AND INTERACTION

The department has strong interaction with the Douglas Elementary School Staff, Parents, and Students. Dayshift staff attempts to have regular contacts at Douglas Elementary typically starting the school day

with an officer on the grounds and ending the day with an officer on grounds or patrolling the area of the elementary building. As much as possible, the department attends school functions such as open houses and other special events however the pandemic has shut down many of these events.

The department assists and assesses at the Elementary School with security drills and fire drills. The department has also assisted Saugatuck Fire with radio testing on site at Douglas Elementary and Saugatuck Middle/High School.

STATISTICS AND TYPES OF FELONY CASES

The department answered/investigated 1,888 complaints during 2020. The department made 14 Felony Arrests and 37 Misdemeanor Arrests during 2020. It is important to point out the amount of time and work that goes into these cases both Felony and many of the misdemeanors. First taking the initial report of the incident and the investigation which typically includes complainant &/or victim interviews, collection and processing of evidence for laboratory analysis, witness interviews and written statements, suspect/perpetrator interview & interrogations, the preparation and obtaining of search warrants, the original report and supplemental report preparations, the checking of criminal records and the completion of charging requests, the submission of the case to prosecutor's office, District Court appearance for swearing to charge(s)/warrant(s), the arrest of suspect/perpetrator, and all court hearings including bench or jury trial. It is also important to note that this process also takes place on cases that can eventually have the requested charges not authorized by the prosecutor's office. Criminal proceedings in Circuit and District Court were slowed by months this year due to the pandemic.

I have also attached to this report the 2020 December and Year End Totals, the 2020 Out of Jurisdiction Response Sheet which breaks down by month the 68 total calls taken outside of the city of Douglas during this past year, and the 2020 Case Offense Crime Code totals for the department.

Felony Arrests during 2020:

- Resisting & Obstructing a Police Officer
- Breaking & Entering (3 Counts)
- Flee & Elude a Police Officer
- Possession of a Short-Barreled Shot Gun
- Felon in Possession of a Firearm
- Possession of Burglary Tools
- Use of a Firearm in the Commission of a Felony
- Habitual Offender 3rd Offense
- Accessory to a Felony After the Fact
- Operating while Intoxicated 3rd Offense
- Embezzlement from a Vulnerable Adult
- Interrupt a Victim's 911 Call

As an additional note on Monday evening, October 12, 2020, Corporal Giles while on nightshift patrol and conducting property checks interrupted multiple breaking and entering's that were in progress at a storage unit facility in the city and pursued the suspects which lead to multiple Felony Charges on the primary suspect and a felony charge on the passenger. Prior to this incident there had been many break ins through-out the county of storage units and I note this because Corporal Giles' work and diligence reflects well on this department and the city. It also reflects on the diligence of the department officers performing property checks and inspections.

ADDITIONAL DEPARTMENT PROGRAMS AND SERVICES

Prescription Narcotic Disposal Box System.

House/Business Watch Property Inspections.

Security & Active Shooter Assessments.

Firearm Background Checks for permit to purchase pistols.

Sex Offender Registrations.

Vehicle & Vehicle Identification Number Inspections.

Holiday/Community Collections (Toys for Tots, Load the Humvee for the pandemic need & holiday season, & Gift Card Drive)

ADDITIONAL ATTACHMENTS

1) 1033 Program Department Property
2) Felony Filings with District Court
3) Misdemeanor Filings with District Court
4) The December Chief's Report with 2020 Statistical Totals
5) The Douglas PD Case Offense Crime Code Summary

57TH DISTRICT COURT
113 CHESTNUT-COUNTY BLG-2ND FL
ALLEGAN MI 49010

NEW FELONY CASES FILED FOR DOUGLAS PD

CASE TYPE - FT FY FD AGENCY #1 -03353 OFFENSE DT- 10120-123120

CASE NO. PIN NO.	NAME	STATUS	OFFENSE DATE	CURRENT CHARGE	DISPO	DISPO DATE	BALANCE DUE	TOTAL F&C
203640FY 1602-20			11/05/2020	ASLT/RES/OBS				
203640FY 1602-20			11/05/2020	OPER INTOXIC				
203661FD 1620-20			11/08/2020	OPER INTOXIC				
203792FY 1502-20			10/13/2020	B&E W/INTENT				
203792FY 1502-20			10/13/2020	B&E W/INTENT				
203792FY 1502-20			10/13/2020	B&E W/INTENT				
203792FY 1502-20			10/13/2020	B&E TOOL POS				
203792FY 1502-20			10/13/2020	SHRT BARREL				
203792FY 1502-20			10/13/2020	WEAPON FELON				
203792FY 1502-20			10/13/2020	FEL FIREARM				
203792FY 1502-20			10/13/2020	FLEE OFC 3RD				
203899FY 1054-20			4/01/2020	EMBEZZLEMENT				
203929FY 1502-20			10/13/2020	ACCESSORY F				
204078FY 1789-20			12/12/2020	INTERFER COM				
204078FY 1789-20			12/12/2020	DOMESTIC VIO				

BALANCE

57TH DISTRICT COURT
113 CHESTNUT-COUNTY BLG-2ND FL
ALLEGAN MI 49010

NEW MISD. CASES FILED FOR DOUGLAS PD

AGENCY #1 -03353 OFFENSE DT- 10120-123120 C/M/F -M

CASE NO. PIN NO.	NAME	STATUS	OFFENSE DATE	CURRENT CHARGE	DISPO	DISPO DATE	BALANCE DUE	TOTAL F&C
D12428			8/29/2020	EXPIRED OPS	DSP GLTY PL	9/08/2020		160.00
200395ST 115-20			1/25/2020	PRMT ANOTHER	DSP GLTY PL	7/10/2020		425.00
201350OM 670-20			5/15/2020	BREACH PEACE	DSP GLTY PL	7/17/2020		525.00
D12476			8/21/2020	EXPIRED OPS	DSP GLTY PL	9/01/2020		160.00
D12293			4/17/2020	NO OPS POSS	DSP GLTY PL	8/26/2020		235.00
200965SM 322-20			3/07/2020	DOMESTIC VIO				
201158SM 435-20			3/27/2020	DOMESTIC VIO				
201158SM 435-20			3/27/2020	SUSPEND OPS				
204078FY 1789-20			12/12/2020	DOMESTIC VIO				
201092OD 380-20			3/17/2020	OPER INTOXIC	DSP GLTY PL	6/15/2020		1,225.00
204137OT 1816-20			12/17/2020	REVOKED OPS				
201941SM 987-20			7/10/2020	DOMESTIC VIO	NOLLE PROSEQ	12/15/2020		
202579OT 1205-20			8/19/2020	SUSPEND OPS	DSP GLTY PL	10/30/2020		575.00
203497SM 1429-20			9/29/2020	RETAIL THIRD				
202621OT 1227-20			8/23/2020	SUSPEND OPS	DSP GLTY PL	9/14/2020	200.00	925.00
203661FD 1620-20			1/08/2020	OPER INTOXIC				
203395OT 1528-20			0/19/2020	SUSPEND OPS			75.00	75.00
201646SD 863-20			6/20/2020	IMPAIRED	DSP GLTY PL	8/07/2020		1,225.00
200542SM 90-20			1/19/2020	MDOP-U/$200	DSP GLTY PL	7/10/2020	381.59	960.00
203492OT 1566-20			0/28/2020	SUSPEND OPS	DSP GLTY PL	11/25/2020	575.00	575.00
203999OD 20-1761			2/06/2020	OPER INTOXIC				
200944OT 299-20			3/04/2020	SUSPEND OPS			120.00	120.00

57TH DISTRICT COURT
113 CHESTNUT-COUNTY BLG-2ND FL
ALLEGAN MI 49010
NEW MISD. CASES FILED FOR DOUGLAS PD

AGENCY #1 -03353 OFFENSE DT- 10120-123120 C/M/F -M

CASE NO. PIN NO.	NAME	STATUS	OFFENSE DATE	CURRENT CHARGE	DISPO	DISPO DATE	BALANCE DUE	TOTAL F&C
203640FY 1602-20			11/05/2020	OPER INTOXIC				
201708SD 910-20			6/27/2020	OPER INTOXIC	DSP GLTY PL	9/08/2020	670.00	1,225.00
D12407 707-20			5/23/2020	NO VALID LIC	DSP GLTY PL	6/01/2020		195.00
203343SD 1483-20			10/10/2020	OPER INTOXIC	DSP GLTY PL	11/20/2020		
201326SM 650-20			5/11/2020	DOMESTIC VIO	DSP GLTY PL	8/20/2020	415.00	625.00
201618SD 855-20			6/18/2020	OPER INTOXIC	DSP GLTY PL	10/02/2020		1,425.00
201618SD 855-20			6/18/2020	SUSPEND OPS	NOLLE PROSEQ	10/02/2020		
202445OT 1143-20			8/09/2020	SUSPEND OPS	DSP GLTY PL	8/26/2020	575.00	575.00
202777OD 1289-20			9/03/2020	IMPAIRED	DSP GLTY PL	10/13/2020		825.00
203085OT 1413-20			9/26/2020	SUSPEND OPS			120.00	120.00
201264OD 0588-20			4/27/2020	OPER INTOXIC	DSP GLTY PL	6/25/2020	1,055.00	1,525.00
201486OT 782-20			6/06/2020	SUSPEND OPS			120.00	120.00
201947SM 811-20			6/10/2020	RETAIL THIRD				
D12637 1589-20			11/02/2020	IMPR PLATES	DSP GLTY PL	11/13/2020		195.00

BALANCE:

OUT OF JURISDICTION RESPONSES

	Saugatuck City	Saugatuck Township	Laketown Township	Ganges Township	Manlius Township	Clyde Township	Heath Township	Fennville City	TOTAL PER MONTH
JANUARY	0	2	0	0	0	0	0	1	2
FEBRUARY	0	2	1	0	0	0	1	0	4
MARCH	1	3	0	1	0	0	0	0	6
APRIL	0	0	0	1	1	1	0	0	3
MAY	2	4	0	0	0	0	0	0	6
JUNE	4	5	0	0	0	0	0	0	9
JULY	5	5	0	0	0	0	0	0	10
AUGUST	4	1	1	0	0	0	0	0	6
SEPTEMBER	2	4	2	0	0	0	0	0	8
OCTOBER	0	0	1	0	1	0	0	0	2
NOVEMBER	2	3	1	0	0	0	0	0	6
DECEMBER	0	5	0	1	0	0	0	0	6
TOTAL	20	34	6	3	2	1	1	1	

2020 Out of Jurisdiction Total Responses: 68 (3.6% of Total 2020 Complaints)

Case Offense Crime Code Summary

Print Date/Time: 01/08/2021 11:01
Login ID: allegancounty\abell
Badge Number: All

From Date: 01/01/2020
To Date: 12/31/2020

Douglas Police Department
ORI Number: MI0335300
Assignment Type: All

Crime Code and Description	Counts	# of Cases Using Crime Code
12000 ROBBERY	1	1
13001 NON-AGGRAVATED ASSAULTS	7	7
13003 INTIMIDATION STALKING	3	3
22001 BURGLARY, FORCED ENTRY	5	5
22003 BURGLARY,ENTRY WITH OR W/O FORCE WITHOUT AUTHORITY	1	1
23003 LARCENY - THEFT FROM BUILDING	4	4
23007 LARCENY - OTHER	7	7
25000 FORGERY/COUNTERFEITING	1	1
26001 FRAUD-FALSE PRETENSE/SWINDLE/CONFIDENCE GAME	5	5
26007 FRAUD - IDENTITY THEFT	1	1
29000 DAMAGE TO PROPERTY	9	9
30002 RETAIL FRAUD - THEFT	3	3
30003 RETAIL FRAUD - REFUND/EXCHANGE	1	1
35001 VIOLATION OF CONTROLLED SUBSTANCE ACT	1	1
48000 OBSTRUCTING POLICE	2	2
50000 OBSTRUCTING JUSTICE	5	5
53001 DISORDERLY CONDUCT	2	2
54001 HIT & RUN MOTOR VEHICLE ACCIDENT	1	1
54002 DRIVING UNDER THE INFLUENCE OF LIQUOR OR DRUGS	10	10
54003 TRAFFIC VIOLATIONS (MOVING & UNMOVING)	14	14
57001 TRESPASS	7	7
	Count Total: 90	**Case Total:** 90

LESO FEPMIS: Inventory Search Results User ID: ELW0007

Inventory Search | Inventory Search Results

Place cursor over *Pending* status of an item to view additional information

Images	Documents	Requisition#	Property#	DTID	State	Station	NSN	Item Name	Dmil Code	Dmil Integrity Code	Creation Date	Quantity	Status	Tracked
2	1	2YTKSQ-3119-1743	13266MI021	W56U2S-3067-0002A	MI	DOUGLAS POLICE DE...	2320-01-107-7155	TRUCK,UTILITY	Q	6	September 23, 2013	1	CLOSED	Y
4		2YTKSQ-3119-1746	13266MI022	W56U1R-3079-0002A	MI	DOUGLAS POLICE DE...	2320-01-128-9552	TRUCK,UTILITY	C	1	September 23, 2013	1	ASSIGNED	Y
		2YTKSQ-3149-7821	13274MI240	H9DEB1-3115-0173	MI	DOUGLAS POLICE DE...	2320-01-230-0305	TRUCK,DUMP	A	1	October 1, 2013	1	CLOSED	Y
1		W52H09-4153-B478	13353MI001	000000-0000-00000	MI	DOUGLAS POLICE DE...	1005-00-073-9421	RIFLE,5.56 MILLIM...	D	1	December 19, 2013	1	ASSIGNED	Y
1		W52H09-4153-B478	13353MI002	000000-0000-00000	MI	DOUGLAS POLICE DE...	1005-00-073-9421	RIFLE,5.56 MILLIM...	D	1	December 19, 2013	1	ASSIGNED	Y
1		W52H09-4334-B496	14057MS00207	000000-0000-00000	MI	DOUGLAS POLICE DE...	1005-00-073-9421	RIFLE,5.56 MILLIM...	D	1	February 26, 2014	1	ASSIGNED	Y
1		W52H09-4334-B496	14057MS00213	000000-0000-00000	MI	DOUGLAS POLICE DE...	1005-00-073-9421	RIFLE,5.56 MILLIM...	D	1	February 26, 2014	1	ASSIGNED	Y
1		W52H09-8292-B475	14057MS00229	000000-0000-00000	MI	DOUGLAS POLICE DE...	1005-00-073-9421	RIFLE,5.56 MILLIM...	D	1	February 26, 2014	1	ASSIGNED	Y
1		W52H09-4334-B496	14062MS00003	000000-0000-00000	MI	DOUGLAS POLICE DE...	1005-00-073-9421	RIFLE,5.56 MILLIM...	D	1	March 3, 2014	1	ASSIGNED	Y
		2YTKSQ-8318-2551	18341MI00001	SX1293-82420-008	MI	DOUGLAS POLICE DE...	1095-01-543-2189	FIRING DEVICE,NON... Tasers	D	1	December 7, 2018	8	ASSIGNED	Y

		2YTKSQ-8341-8666	19013MI00001	FB2027-8303J-S02	MI	DOUGLAS POLICE DE...	5140-01-397-4892	CABINET,TOOL,MOBILE	A	1	January 13, 2019	1	ASSIGNED	Y
		2YTKSQ-9051-7447	19083MI00001	FB6383-90110-650	MI	DOUGLAS POLICE DE...	1240-01-411-1265	SIGHT,REFLEX	D	1	March 24, 2019	4	ASSIGNED	Y
		2YTKSQ-9051-7452	19083MI00002	W16DDS-82600-037	MI	DOUGLAS POLICE DE...	7025-DS-BAR-CODE	BARCODE READER	A		March 24, 2019	1	ASSIGNED	Y
		2YTKSQ-9051-7451	19093MI00001	W81JTY-83330-003	MI	DOUGLAS POLICE DE...	5180-00-699-5273	TOOL KIT,GENERAL ...	A	1	April 3, 2019	1	ASSIGNED	Y
		2YTKSQ-9323-9912	19352MI00001	SZ358651850A	MI	DOUGLAS POLICE DE...	2530-01-491-2681	PUMP ASSEMBLY,POW...	Q	3	December 18, 2019	1	ASSIGNED	Y

Inventory Search | **Inventory Search Results** | Inventory Item

Douglas City Police Department

Chief's Report for December Activity 2020

*Includes 2020 Year End Totals

	December 2020	2020 Year End
Complaints Answered/Investigated:	160	1,888
Criminal Arrests/Filings:		
Felony:	1	14
Misdemeanor:	3	37
Warrant Arrests:	0	06
Traffic Enforcement:		
OWI/OUID/Impaired Driving Arrests:	1	04
OWI High Blood Alcohol Content:	0	06
Traffic Stops:	40	527
Civil Infraction:	03	64

Community Contacts:

Personal Contacts:	**630**	**9,790**
Business Contacts:	**150**	**2,429**
Property Security Checks:	**893**	**13,445**
Foot Patrol	**456 Min.** (7 hours, 36 minutes.)	

Misdemeanor Arrests: (December)
Domestic Violence/Assault
Operating While Intoxicated
Revoked Driver's License

Felony Arrests: (December)
Interrupt a 911 Call

Activity Time on Follow Up Investigations: (December)
450 Minutes (7 hours & 30 Minutes)

Investigation of Felony Cases:

Criminal Sexual Conduct (#18-1933): Investigation on-going. Submission of additional property for MSP Lab analysis.

Arson/Breaking & Entering Investigation (#20-0157). Investigation on-going.

Hit & Run PI Car/Bicycle Crash (#20-0924) Investigation is open.

Vulnerable Adult Fraud (20-1838). Investigation on-going.

Robbery-Armed Huntington ATM (20-1827). Investigation on-going.

Out of Jurisdiction Responses: (December)

Saugatuck Township: 5

- **Back up ACSO on drug overdose**
- **Assist STFD with Report of Structure Fire**
- **Assist ACSO with locating suicidal individual**
- **Back up ACSO with disorderly subject/trespassing/Mental Issue**
- **Back up ACSO with Home Invasion of an Occupied Residence**

Ganges Township: 1

- **Assist ACSO with locating Wrong-Way OWI driver on I-196**

***Total Out of Jurisdiction Responses for December: 06**

**** Total Out of Jurisdiction Responses for 2020: 68 (3.6% of all calls)**

Events: (December)

Portable Radio Testing inside Douglas Elementary School and Saugatuck Middle/High School with STFD & ACSO.

Respectfully submitted,

Steven M. Kent
Chief of Police
Douglas City Police Department

REVENUE AND EXPENDITURE REPORT FOR CITY OF THE VILLAGE OF DOUGLAS

PERIOD ENDING 01/31/2021

GL NUMBER	DESCRIPTION	2020-21 AMENDED BUDGET	YTD BALANCE 01/31/2021 NORM (ABNORM)	ACTIVITY FOR MONTH 01/31/21 INCR (DECR)	AVAILABLE BALANCE NORM (ABNORM)	% BDGT USED	YTD BALANCE 01/31/2020 NORM (ABNORM)
Fund 101 - GENERAL FUND							
Revenues							
Dept 000.000							
101-000.000-402.000	CURRENT REAL PROPERTY TAX	2,280,840.00	2,224,804.04	18,258.64	56,035.96	97.54	2,070,630.36
101-000.000-424.000	MOBILE HOME TAX	500.00	313.50	45.00	186.50	62.70	268.50
101-000.000-446.000	INTEREST & PENALTIES: DELQ TAX	3,000.00	2,507.74	990.10	492.26	83.59	1,942.76
101-000.000-447.000	TAX COLLECTION FEES	79,732.00	73,509.64	9,478.48	6,222.36	92.20	70,033.67
101-000.000-450.000	BUSINESS LICENSE FEES	22,000.00	375.11	300.11	21,624.89	1.71	525.00
101-000.000-451.000	CATV FRANCHISE FEES	13,000.00	4,129.95	0.00	8,870.05	31.77	3,953.59
101-000.000-452.000	METRO ACT	6,000.00	0.00	0.00	6,000.00	0.00	0.00
101-000.000-478.000	BUILDING FEES	75,000.00	37,247.00	6,978.00	37,753.00	49.66	32,965.00
101-000.000-478.001	ROAD CUT FEES	100.00	300.00	0.00	(200.00)	300.00	0.00
101-000.000-478.002	PLANNING & ZONING FEES	5,000.00	3,245.00	0.00	1,755.00	64.90	11,407.00
101-000.000-478.003	RENTAL INSPECTION FEE	5,000.00	4,000.00	500.00	1,000.00	80.00	2,185.00
101-000.000-480.000	DPW- RESIDENT SERVICES	250.00	0.00	0.00	250.00	0.00	0.00
101-000.000-528.000	OTHER FEDERAL GRANTS	0.00	5,943.00	0.00	(5,943.00)	100.00	0.00
101-000.000-545.000	LAW ENFORCEMENT TRAINING	1,000.00	250.00	0.00	750.00	25.00	250.00
101-000.000-547.000	GRANTS: HWYS & STREETS(CO.)	155,000.00	80.76	0.00	154,919.24	0.05	92.63
101-000.000-573.000	LOCAL COMMUNITY STABILIZATION SHARE	35,000.00	32,460.53	0.00	2,539.47	92.74	30,865.86
101-000.000-574.000	STATE REVENUE: SALES TAX	104,479.00	44,088.00	0.00	60,391.00	42.20	40,924.00
101-000.000-579.000	STATE REVENUE: LIQUOR LICENSE	6,000.00	17,828.80	0.00	(11,828.80)	297.15	6,867.30
101-000.000-603.000	POLICE ADMINISTRATION FEE	0.00	1,944.00	780.79	(1,944.00)	100.00	0.00
101-000.000-656.000	ORDINANCE FINES - POLICE	6,000.00	1,985.92	486.75	4,014.08	33.10	2,628.63
101-000.000-656.001	ORDINANCE FINES - CIVIC	1,000.00	0.00	0.00	1,000.00	0.00	0.00
101-000.000-664.000	INTEREST INCOME	90,000.00	17,087.28	(3,049.38)	72,912.72	18.99	115,259.53
101-000.000-667.001	WADE'S BAYOU PARK RENTAL	2,000.00	1,200.00	150.00	800.00	60.00	900.00
101-000.000-674.000	DONATIONS	200.00	26,819.08	8,422.06	(26,619.08)	3,409.54	17,251.86
101-000.000-675.000	OTHER REVENUE	5,000.00	5,594.86	4,552.00	(594.86)	111.90	3,271.67
101-000.000-675.002	OTHER REV - ELECTION REIMBUR	0.00	11,202.94	0.00	(11,202.94)	100.00	7,313.26
101-000.000-679.001	REIMBURSE FROM STATE	100,000.00	0.00	0.00	100,000.00	0.00	170,969.36
101-000.000-682.000	INSURANCE REIMBURSEMENTS	5,000.00	0.00	0.00	5,000.00	0.00	16,666.44
101-000.000-687.000	UNION ST RAMP	8,500.00	3,970.12	0.00	4,529.88	46.71	3,042.36
101-000.000-693.000	GAIN ON SALE OF DEPRECIABLE FIXED ASSETS	1,000.00	0.00	0.00	1,000.00	0.00	0.00
101-000.000-698.225	FROM DDA FUND-PROJECT REPAY	5,020.00	0.00	0.00	5,020.00	0.00	0.00
101-000.000-698.509	FROM SCHULTZ PARK-HARBOR	2,500.00	2,500.00	0.00	0.00	100.00	0.00
101-000.000-699.509	FROM SCHULTZ PARK-ADMIN OVERHE	2,000.00	2,000.00	0.00	0.00	100.00	0.00
101-000.000-699.650	TRANSFER IN - WATER/SEWER	180,000.00	180,000.00	0.00	0.00	100.00	0.00
Total Dept 000.000		3,200,121.00	2,705,387.27	47,892.55	494,733.73	84.54	2,610,213.78
TOTAL REVENUES		3,200,121.00	2,705,387.27	47,892.55	494,733.73	84.54	2,610,213.78
Expenditures							
Dept 101.000 - LEGISLATIVE							
101-101.000-703.000	WAGES	9,000.00	4,300.00	0.00	4,700.00	47.78	4,225.00
101-101.000-722.000	WORKERS COMPENSATION	22.00	23.10	0.00	(1.10)	105.00	32.40
101-101.000-725.000	TRAINING FUNDS	4,500.00	3,697.56	0.00	802.44	82.17	2,904.00
101-101.000-725.002	MISCELLANEOUS TRAVEL EXPENSES	5,000.00	0.00	0.00	5,000.00	0.00	5,561.43
101-101.000-740.000	SUPPLIES	400.00	0.00	0.00	400.00	0.00	38.15
101-101.000-740.005	SUPPLIES - RECEPTIONS	400.00	0.00	0.00	400.00	0.00	0.00
101-101.000-861.000	MILEAGE REIMBURSEMENT	750.00	0.00	0.00	750.00	0.00	703.39
101-101.000-862.000	RECORDING CLERK	200.00	0.00	0.00	200.00	0.00	0.00
101-101.000-900.000	PRINTING & PUBLISHING	1,000.00	0.00	0.00	1,000.00	0.00	0.00
101-101.000-908.000	DUES/FEES/PUBLICATIONS	1,000.00	375.00	0.00	625.00	37.50	0.00
101-101.000-955.000	COUNCIL EXPENSE	1,000.00	350.47	29.98	649.53	35.05	334.17

PERIOD ENDING 01/31/2021

GL NUMBER	DESCRIPTION	2020-21 AMENDED BUDGET	YTD BALANCE 01/31/2021 NORM (ABNORM)	ACTIVITY FOR MONTH 01/31/21 INCR (DECR)	AVAILABLE BALANCE NORM (ABNORM)	% BDGT USED	YTD BALANCE 01/31/2020 NORM (ABNORM)
Fund 101 - GENERAL FUND							
Expenditures							
Total Dept 101.000 - LEGISLATIVE		23,272.00	8,746.13	29.98	14,525.87	37.58	13,798.54
Dept 170.000 - MANAGER							
101-170.000-702.000	SALARIES	105,000.00	55,483.00	8,166.15	49,517.00	52.84	55,019.15
101-170.000-719.000	INSURANCE BENEFITS	14,100.00	6,654.04	1,148.35	7,445.96	47.19	4,659.62
101-170.000-720.000	PAYROLL TAXES	8,500.00	4,886.20	853.36	3,613.80	57.48	4,634.07
101-170.000-721.000	MERS BENEFITS	12,100.00	7,004.75	892.31	5,095.25	57.89	5,485.79
101-170.000-721.001	457 CONTRIBUTION	18,540.00	10,907.75	1,367.20	7,632.25	58.83	9,138.51
101-170.000-722.000	WORKERS COMPENSATION	88.00	91.84	0.00	(3.84)	104.36	124.74
101-170.000-725.000	TRAINING FUNDS	1,500.00	26.25	0.00	1,473.75	1.75	674.00
101-170.000-725.002	MISCELLANEOUS TRAVEL EXPENSES	1,500.00	0.00	0.00	1,500.00	0.00	1,282.58
101-170.000-740.000	SUPPLIES	500.00	241.96	0.00	258.04	48.39	697.62
101-170.000-851.000	TELEPHONE	1,200.00	1,200.00	0.00	0.00	100.00	200.00
101-170.000-861.000	MILEAGE REIMBURSEMENT	4,200.00	4,200.00	0.00	0.00	100.00	700.00
101-170.000-863.000	MEETINGS	1,000.00	42.04	0.00	957.96	4.20	173.09
101-170.000-900.000	PRINTING & PUBLISHING	100.00	19.49	19.49	80.51	19.49	0.00
101-170.000-908.000	DUES/FEES/PUBLICATIONS	500.00	1,011.94	0.00	(511.94)	202.39	954.60
Total Dept 170.000 - MANAGER		168,828.00	91,769.26	12,446.86	77,058.74	54.36	83,743.77
Dept 180.000 - ASSESSING							
101-180.000-703.000	WAGES	0.00	7,538.56	3,769.28	(7,538.56)	100.00	0.00
101-180.000-720.000	PAYROLL TAXES	0.00	787.76	393.88	(787.76)	100.00	0.00
101-180.000-725.000	TRAINING FUNDS	400.00	102.86	0.00	297.14	25.72	265.00
101-180.000-725.002	MISCELLANEOUS TRAVEL EXPENSES	600.00	0.00	0.00	600.00	0.00	596.07
101-180.000-740.000	SUPPLIES	500.00	21.12	0.00	478.88	4.22	81.37
101-180.000-802.000	CONTRACTUAL	1,000.00	235.00	0.00	765.00	23.50	235.00
101-180.000-802.005	WEB SITE- BS&A	1,000.00	0.00	0.00	1,000.00	0.00	0.00
101-180.000-803.000	CONTRACTUAL CONSULTANT	52,200.00	30,450.00	4,350.00	21,750.00	58.33	29,400.00
101-180.000-807.000	BOARD OF REVIEW	1,325.00	300.00	0.00	1,025.00	22.64	300.00
101-180.000-861.000	MILEAGE REIMBURSEMENT	1,000.00	0.00	0.00	1,000.00	0.00	364.82
101-180.000-863.000	MEETINGS	100.00	0.00	0.00	100.00	0.00	20.00
101-180.000-864.000	POSTAGE	1,000.00	0.00	0.00	1,000.00	0.00	510.92
101-180.000-900.000	PRINTING & PUBLISHING	1,400.00	19.50	19.50	1,380.50	1.39	490.00
101-180.000-908.000	DUES/FEES/PUBLICATIONS	450.00	252.00	0.00	198.00	56.00	360.00
Total Dept 180.000 - ASSESSING		60,975.00	39,706.80	8,532.66	21,268.20	65.12	32,623.18
Dept 191.000 - ELECTION							
101-191.000-703.000	WAGES	3,000.00	3,340.00	0.00	(340.00)	111.33	1,120.00
101-191.000-726.000	EXPENSES	2,000.00	1,644.22	1,373.70	355.78	82.21	1,316.83
101-191.000-740.000	SUPPLIES	1,500.00	1,970.42	0.00	(470.42)	131.36	336.45
101-191.000-864.000	POSTAGE	100.00	7.50	0.00	92.50	7.50	0.00
101-191.000-900.000	PRINTING & PUBLISHING	500.00	973.00	0.00	(473.00)	194.60	83.18
Total Dept 191.000 - ELECTION		7,100.00	7,935.14	1,373.70	(835.14)	111.76	2,856.46
Dept 210.000 - ATTORNEY							
101-210.000-801.000	CONTRACTUAL ATTORNEY	40,000.00	2,950.00	0.00	37,050.00	7.38	22,028.45
Total Dept 210.000 - ATTORNEY		40,000.00	2,950.00	0.00	37,050.00	7.38	22,028.45

PERIOD ENDING 01/31/2021

GL NUMBER	DESCRIPTION	2020-21 AMENDED BUDGET	YTD BALANCE 01/31/2021 NORM (ABNORM)	ACTIVITY FOR MONTH 01/31/21 INCR (DECR)	AVAILABLE BALANCE NORM (ABNORM)	% BDGT USED	YTD BALANCE 01/31/2020 NORM (ABNORM)
Fund 101 - GENERAL FUND							
Expenditures							
Dept 214.000 - AUDITOR							
101-214.000-802.000	CONTRACTUAL	9,200.00	9,200.00	0.00	0.00	100.00	9,100.00
Total Dept 214.000 - AUDITOR		9,200.00	9,200.00	0.00	0.00	100.00	9,100.00
Dept 260.000 - CLERK/TREASURER							
101-260.000-702.000	SALARIES	178,050.00	89,532.85	13,671.87	88,517.15	50.29	97,888.91
101-260.000-719.000	INSURANCE BENEFITS	61,475.00	30,568.22	4,953.29	30,906.78	49.72	42,959.06
101-260.000-720.000	PAYROLL TAXES	14,775.00	7,668.97	1,428.71	7,106.03	51.91	7,967.85
101-260.000-721.000	MERS BENEFITS	21,000.00	12,639.45	2,115.82	8,360.55	60.19	10,608.16
101-260.000-722.000	WORKERS COMPENSATION	150.00	153.55	0.00	(3.55)	102.37	245.98
101-260.000-725.000	TRAINING FUNDS	2,500.00	1,242.15	0.00	1,257.85	49.69	1,414.00
101-260.000-725.002	MISCELLANEOUS TRAVEL EXPENSES	1,500.00	0.00	0.00	1,500.00	0.00	126.71
101-260.000-740.000	SUPPLIES	3,500.00	2,993.02	182.24	506.98	85.51	2,751.06
101-260.000-802.000	CONTRACTUAL	13,000.00	7,789.40	431.65	5,210.60	59.92	7,919.56
101-260.000-802.005	WEB SITE- BS&A	800.00	0.00	0.00	800.00	0.00	0.00
101-260.000-802.009	CONTRACTUAL FINANCIAL CONSULT	0.00	7,093.05	0.00	(7,093.05)	100.00	0.00
101-260.000-806.006	WEBSITE-CITY	10,000.00	1,515.00	550.00	8,485.00	15.15	3,265.00
101-260.000-851.000	TELEPHONE	1,200.00	264.15	(843.82)	935.85	22.01	270.38
101-260.000-861.000	MILEAGE REIMBURSEMENT	500.00	0.00	0.00	500.00	0.00	0.00
101-260.000-864.000	POSTAGE	4,000.00	2,528.75	301.50	1,471.25	63.22	2,015.30
101-260.000-900.000	PRINTING & PUBLISHING	5,500.00	2,669.68	0.00	2,830.32	48.54	1,638.92
101-260.000-908.000	DUES/FEES/PUBLICATIONS	1,500.00	1,091.26	315.00	408.74	72.75	844.00
101-260.000-977.000	EQUIPMENT	1,000.00	211.99	0.00	788.01	21.20	0.00
101-260.000-977.005	COMPUTER HARDWARE/SOFTWARE	8,500.00	8,984.78	70.00	(484.78)	105.70	4,684.70
Total Dept 260.000 - CLERK/TREASURER		328,950.00	176,946.27	23,176.26	152,003.73	53.79	184,599.59
Dept 265.000 - BUILDING & GROUNDS							
101-265.000-703.000	WAGES	27,200.00	13,443.02	3,935.15	13,756.98	49.42	14,950.99
101-265.000-719.000	INSURANCE BENEFITS	8,500.00	1,965.59	229.88	6,534.41	23.12	3,278.57
101-265.000-720.000	PAYROLL TAXES	2,275.00	1,150.22	411.22	1,124.78	50.56	1,238.70
101-265.000-721.000	MERS BENEFITS	2,800.00	1,372.78	380.86	1,427.22	49.03	1,098.56
101-265.000-722.000	WORKERS COMPENSATION	220.00	228.86	0.00	(8.86)	104.03	306.64
101-265.000-740.000	SUPPLIES	5,000.00	11,496.26	1,019.78	(6,496.26)	229.93	4,498.42
101-265.000-802.000	CONTRACTUAL	30,000.00	11,825.38	(14,554.44)	18,174.62	39.42	25,733.21
101-265.000-851.000	TELEPHONE	3,000.00	3,203.62	1,178.22	(203.62)	106.79	1,665.12
101-265.000-922.000	UTILITIES	12,000.00	8,623.80	2,290.85	3,376.20	71.87	5,149.51
101-265.000-930.000	REPAIRS & MAINTENANCE: GENERAL	5,000.00	6,826.97	(1,357.48)	(1,826.97)	136.54	843.29
101-265.000-941.001	EQUIPMENT RENT-EQUIPMENT FUND	35,000.00	17,900.04	4,323.35	17,099.96	51.14	12,716.08
101-265.000-942.000	LEASE- COPIER	750.00	0.00	0.00	750.00	0.00	359.42
101-265.000-979.000	CAPITAL OUTLAY	212,000.00	21,267.76	18,167.08	190,732.24	10.03	50,937.70
Total Dept 265.000 - BUILDING & GROUNDS		343,745.00	99,304.30	16,024.47	244,440.70	28.89	122,776.21
Dept 301.000 - POLICE							
101-301.000-702.000	SALARIES	76,150.00	43,646.85	5,271.48	32,503.15	57.32	40,763.29
101-301.000-703.000	WAGES	181,100.00	125,955.75	17,832.84	55,144.25	69.55	106,201.73
101-301.000-704.000	WAGES - PARTTIME	35,360.00	29,564.76	2,001.70	5,795.24	83.61	15,732.24
101-301.000-705.000	WAGES - OVERTIME	19,150.00	2,154.40	250.10	16,995.60	11.25	9,982.66
101-301.000-709.000	WAGES - OFFICE	47,925.00	23,444.39	2,820.76	24,480.61	48.92	21,657.26
101-301.000-713.000	HOLIDAY/SICK PAY REIMB	35,675.00	22,572.00	2,389.52	13,103.00	63.27	38,814.98
101-301.000-719.000	INSURANCE BENEFITS	96,300.00	62,796.63	8,834.38	33,503.37	65.21	58,362.38

GL NUMBER	DESCRIPTION	2020-21 AMENDED BUDGET	YTD BALANCE 01/31/2021 NORM (ABNORM)	ACTIVITY FOR MONTH 01/31/21 INCR (DECR)	AVAILABLE BALANCE NORM (ABNORM)	% BDGT USED	YTD BALANCE 01/31/2020 NORM (ABNORM)
Fund 101 - GENERAL FUND							
Expenditures							
101-301.000-720.000	PAYROLL TAXES	29,500.00	19,933.97	3,188.06	9,566.03	67.57	19,228.32
101-301.000-721.000	MERS BENEFITS	25,950.00	17,005.96	2,270.92	8,944.04	65.53	16,328.67
101-301.000-722.000	WORKERS COMPENSATION	2,180.00	2,284.39	0.00	(104.39)	104.79	3,124.24
101-301.000-725.000	TRAINING FUNDS	1,000.00	26.25	0.00	973.75	2.63	0.00
101-301.000-725.001	TRAINING FUNDS - ACT 302	1,000.00	87.50	0.00	912.50	8.75	87.50
101-301.000-725.002	MISCELLANEOUS TRAVEL EXPENSES	250.00	0.00	0.00	250.00	0.00	0.00
101-301.000-740.000	SUPPLIES	1,000.00	692.51	151.42	307.49	69.25	522.88
101-301.000-750.000	UNIFORMS	3,600.00	499.86	0.00	3,100.14	13.89	655.45
101-301.000-801.000	CONTRACTUAL ATTORNEY	2,000.00	0.00	(1,680.00)	2,000.00	0.00	870.00
101-301.000-801.003	CONTRACTUAL ATTORNEY PROSECUTE	6,000.00	1,884.00	1,764.00	4,116.00	31.40	1,566.00
101-301.000-802.000	CONTRACTUAL	6,000.00	4,248.26	613.11	1,751.74	70.80	7,382.43
101-301.000-851.000	TELEPHONE	3,500.00	2,336.14	336.05	1,163.86	66.75	1,833.06
101-301.000-860.000	GAS & OIL	10,000.00	4,287.12	0.00	5,712.88	42.87	5,611.99
101-301.000-864.000	POSTAGE	500.00	0.00	0.00	500.00	0.00	20.81
101-301.000-900.000	PRINTING & PUBLISHING	250.00	0.00	0.00	250.00	0.00	0.00
101-301.000-908.000	DUES/FEES/PUBLICATIONS	500.00	77.27	0.00	422.73	15.45	0.00
101-301.000-913.000	INSURANCE (LIABILITY/AUTO)	19,000.00	11,078.00	0.00	7,922.00	58.31	11,697.00
101-301.000-922.000	UTILITIES	6,000.00	3,448.85	473.01	2,551.15	57.48	2,469.50
101-301.000-930.000	REPAIRS & MAINTENANCE: GENERAL	5,000.00	186.77	0.00	4,813.23	3.74	497.00
101-301.000-930.004	VEHICLE MAINTENANCE & REPAIRS	5,500.00	1,996.99	310.20	3,503.01	36.31	3,980.70
101-301.000-941.001	EQUIPMENT RENT-EQUIPMENT FUND	16,700.00	0.00	0.00	16,700.00	0.00	0.00
101-301.000-942.000	LEASE- COPIER	2,450.00	1,421.70	0.00	1,028.30	58.03	1,421.70
101-301.000-977.000	EQUIPMENT	1,000.00	937.12	0.00	62.88	93.71	0.00
101-301.000-977.005	COMPUTER HARDWARE/SOFTWARE	1,000.00	0.00	0.00	1,000.00	0.00	6,852.00
101-301.000-979.000	CAPITAL OUTLAY	3,500.00	3,300.00	0.00	200.00	94.29	0.00
Total Dept 301.000 - POLICE		645,040.00	385,867.44	46,827.55	259,172.56	59.82	375,663.79
Dept 401.000 - PLANNING & ZONING							
101-401.000-702.000	SALARIES	67,200.00	36,411.87	5,030.19	30,788.13	54.18	36,619.55
101-401.000-703.000	WAGES	0.00	2,650.00	0.00	(2,650.00)	100.00	7,975.50
101-401.000-719.000	INSURANCE BENEFITS	15,275.00	4,903.56	955.79	10,371.44	32.10	10,565.99
101-401.000-720.000	PAYROLL TAXES	5,600.00	2,918.53	525.66	2,681.47	52.12	3,547.98
101-401.000-721.000	MERS BENEFITS	11,000.00	6,074.20	822.23	4,925.80	55.22	4,446.24
101-401.000-722.000	WORKERS COMPENSATION	92.00	96.58	0.00	(4.58)	104.98	93.04
101-401.000-725.000	TRAINING FUNDS	1,000.00	1,711.36	0.00	(711.36)	171.14	390.00
101-401.000-725.002	MISCELLANEOUS TRAVEL EXPENSES	600.00	0.00	0.00	600.00	0.00	47.00
101-401.000-740.000	SUPPLIES	750.00	784.98	0.00	(34.98)	104.66	650.43
101-401.000-801.000	CONTRACTUAL ATTORNEY	12,000.00	7,981.25	157.50	4,018.75	66.51	11,277.50
101-401.000-802.000	CONTRACTUAL	4,000.00	1,481.66	875.00	2,518.34	37.04	2,141.74
101-401.000-802.005	WEB SITE- BS&A	750.00	0.00	0.00	750.00	0.00	0.00
101-401.000-803.000	CONTRACTUAL CONSULTANT	30,000.00	1,612.58	0.00	28,387.42	5.38	0.00
101-401.000-804.000	CONTRACTUAL BUILDING INSPECTIO	65,000.00	31,525.80	0.00	33,474.20	48.50	28,236.50
101-401.000-806.000	CONTRACTUAL ENGINEERING	100,000.00	11,329.90	75.00	88,670.10	11.33	183,219.20
101-401.000-851.000	TELEPHONE	0.00	357.80	51.88	(357.80)	100.00	0.00
101-401.000-861.000	MILEAGE REIMBURSEMENT	500.00	0.00	0.00	500.00	0.00	0.00
101-401.000-862.000	RECORDING CLERK	1,000.00	600.00	0.00	400.00	60.00	600.00
101-401.000-864.000	POSTAGE	50.00	41.25	0.00	8.75	82.50	16.20
101-401.000-900.000	PRINTING & PUBLISHING	750.00	1,200.20	220.00	(450.20)	160.03	0.00
101-401.000-908.000	DUES/FEES/PUBLICATIONS	250.00	377.00	(220.00)	(127.00)	150.80	25.00
101-401.000-977.000	EQUIPMENT	1,000.00	36.99	0.00	963.01	3.70	0.00
101-401.000-977.005	COMPUTER HARDWARE/SOFTWARE	5,000.00	169.00	0.00	4,831.00	3.38	4,373.88
Total Dept 401.000 - PLANNING & ZONING		321,817.00	112,264.51	8,493.25	209,552.49	34.88	294,225.75

PERIOD ENDING 01/31/2021

GL NUMBER	DESCRIPTION	2020-21 AMENDED BUDGET	YTD BALANCE 01/31/2021 NORM (ABNORM)	ACTIVITY FOR MONTH 01/31/21 INCR (DECR)	AVAILABLE BALANCE NORM (ABNORM)	% BDGT USED	YTD BALANCE 01/31/2020 NORM (ABNORM)
Fund 101 - GENERAL FUND							
Expenditures							
Dept 463.000 - GENERAL STREETS & ROW							
101-463.000-703.000	WAGES	105,900.00	50,841.87	4,375.44	55,058.13	48.01	55,626.62
101-463.000-706.000	WAGES - SEASONAL	100.00	0.00	0.00	100.00	0.00	0.00
101-463.000-719.000	INSURANCE BENEFITS	34,750.00	20,799.49	3,237.14	13,950.51	59.85	16,627.17
101-463.000-720.000	PAYROLL TAXES	8,850.00	4,117.65	457.23	4,732.35	46.53	4,002.45
101-463.000-721.000	MERS BENEFITS	10,550.00	6,233.45	495.47	4,316.55	59.08	5,273.26
101-463.000-722.000	WORKERS COMPENSATION	1,415.00	1,481.27	0.00	(66.27)	104.68	2,379.31
101-463.000-725.000	TRAINING FUNDS	0.00	80.00	0.00	(80.00)	100.00	0.00
101-463.000-740.000	SUPPLIES	7,000.00	11,251.57	141.40	(4,251.57)	160.74	21,377.48
101-463.000-740.002	EXTERIOR SUPPLIES	1,000.00	167.17	0.00	832.83	16.72	440.38
101-463.000-740.003	BANNERS	5,000.00	0.00	0.00	5,000.00	0.00	3,358.50
101-463.000-740.004	BENCHES	1,000.00	1,192.71	0.00	(192.71)	119.27	0.00
101-463.000-741.000	PLANTING MATERIALS	1,000.00	0.00	0.00	1,000.00	0.00	142.92
101-463.000-750.000	UNIFORMS	3,000.00	1,553.65	769.93	1,446.35	51.79	1,329.51
101-463.000-802.000	CONTRACTUAL	62,000.00	23,745.32	(4,825.80)	38,254.68	38.30	13,619.13
101-463.000-802.003	CONTRACTUAL- REFUSE	3,000.00	2,603.85	2,603.85	396.15	86.80	0.00
101-463.000-802.007	LANDSCAPING SERVICES	1,500.00	1,409.00	0.00	91.00	93.93	0.00
101-463.000-802.010	CONTRACTUAL FORESTRY	10,000.00	12,150.00	12,150.00	(2,150.00)	121.50	13,450.00
101-463.000-806.000	CONTRACTUAL ENGINEERING	6,500.00	3,627.60	0.00	2,872.40	55.81	2,230.00
101-463.000-851.000	TELEPHONE	5,500.00	4,748.59	708.97	751.41	86.34	3,082.63
101-463.000-861.000	MILEAGE REIMBURSEMENT	150.00	0.00	0.00	150.00	0.00	0.00
101-463.000-900.000	PRINTING & PUBLISHING	400.00	0.00	0.00	400.00	0.00	65.00
101-463.000-908.000	DUES/FEES/PUBLICATIONS	500.00	547.27	0.00	(47.27)	109.45	375.00
101-463.000-922.000	UTILITIES	7,500.00	2,623.04	261.96	4,876.96	34.97	4,473.10
101-463.000-925.000	STREET LIGHTS	25,000.00	14,277.44	2,193.96	10,722.56	57.11	14,188.09
101-463.000-930.000	REPAIRS & MAINTENANCE: GENERAL	100.00	4,730.24	0.00	(4,630.24)	4,730.24	0.00
101-463.000-941.001	EQUIPMENT RENT-EQUIPMENT FUND	75,000.00	32,013.90	158.94	42,986.10	42.69	58,814.23
101-463.000-979.000	CAPITAL OUTLAY	27,500.00	13,698.16	0.00	13,801.84	49.81	18,309.27
101-463.000-979.011	CAPITAL OUTLAY-DRAINS	45,000.00	0.00	0.00	45,000.00	0.00	0.00
Total Dept 463.000 - GENERAL STREETS & ROW		449,215.00	213,893.24	22,728.49	235,321.76	47.61	239,164.05
Dept 536.000 - WATER AND SEWER SYSTEMS							
101-536.000-974.000	CONSTRUCTION	523,040.00	450,690.93	0.00	72,349.07	86.17	0.00
Total Dept 536.000 - WATER AND SEWER SYSTEMS		523,040.00	450,690.93	0.00	72,349.07	86.17	0.00
Dept 751.000 - PARKS & RECREATION							
101-751.000-703.000	WAGES	18,150.00	11,336.89	49.04	6,813.11	62.46	13,712.66
101-751.000-706.000	WAGES - SEASONAL	100.00	0.00	0.00	100.00	0.00	0.00
101-751.000-713.000	HOLIDAY/SICK PAY REIMB	100.00	0.00	0.00	100.00	0.00	0.00
101-751.000-719.000	INSURANCE BENEFITS	5,650.00	4,222.66	351.41	1,427.34	74.74	7,015.57
101-751.000-720.000	PAYROLL TAXES	1,525.00	881.37	5.12	643.63	57.79	1,108.70
101-751.000-721.000	MERS BENEFITS	1,900.00	1,159.31	4.75	740.69	61.02	1,357.11
101-751.000-722.000	WORKERS COMPENSATION	240.00	247.76	0.00	(7.76)	103.23	331.93
101-751.000-740.000	SUPPLIES	10,000.00	2,393.69	0.00	7,606.31	23.94	6,758.39
101-751.000-741.000	PLANTING MATERIALS	600.00	55.12	0.00	544.88	9.19	0.00
101-751.000-802.000	CONTRACTUAL	12,000.00	8,944.39	310.00	3,055.61	74.54	12,363.30
101-751.000-802.007	LANDSCAPING SERVICES	2,500.00	3,308.25	0.00	(808.25)	132.33	2,285.50
101-751.000-809.000	SAUGATUCK TWP CEMETERY MAINT	7,500.00	0.00	0.00	7,500.00	0.00	(7,353.68)
101-751.000-900.000	PRINTING & PUBLISHING	500.00	0.00	0.00	500.00	0.00	0.00
101-751.000-922.000	UTILITIES	11,000.00	4,385.32	203.18	6,614.68	39.87	6,728.26
101-751.000-929.000	UNION REPAIRS & MAINTENANCE	750.00	74.78	0.00	675.22	9.97	0.00
101-751.000-930.000	REPAIRS & MAINTENANCE: GENERAL	8,040.00	1,123.94	0.00	6,916.06	13.98	748.65

PERIOD ENDING 01/31/2021

GL NUMBER	DESCRIPTION	2020-21 AMENDED BUDGET	YTD BALANCE 01/31/2021 NORM (ABNORM)	ACTIVITY FOR MONTH 01/31/21 INCR (DECR)	AVAILABLE BALANCE NORM (ABNORM)	% BDGT USED	YTD BALANCE 01/31/2020 NORM (ABNORM)
Fund 101 - GENERAL FUND							
Expenditures							
101-751.000-941.001	EQUIPMENT RENT-EQUIPMENT FUND	26,000.00	14,129.49	23.46	11,870.51	54.34	16,153.83
101-751.000-960.000	MISCELLANEOUS	0.00	3,400.92	910.92	(3,400.92)	100.00	0.00
101-751.000-977.000	EQUIPMENT	500.00	982.38	0.00	(482.38)	196.48	0.00
101-751.000-979.000	CAPITAL OUTLAY	240,000.00	108,747.99	0.00	131,252.01	45.31	0.00
Total Dept 751.000 - PARKS & RECREATION		347,055.00	165,394.26	1,857.88	181,660.74	47.66	61,210.22
Dept 850.000 - INSURANCE & BONDS							
101-850.000-958.000	MISCELLANEOUS	19,000.00	28,762.00	0.00	(9,762.00)	151.38	26,893.00
Total Dept 850.000 - INSURANCE & BONDS		19,000.00	28,762.00	0.00	(9,762.00)	151.38	26,893.00
Dept 880.000 - COMMUNITY PROMOTIONS							
101-880.000-960.000	MISCELLANEOUS	43,000.00	8,619.54	0.00	34,380.46	20.05	6,552.34
Total Dept 880.000 - COMMUNITY PROMOTIONS		43,000.00	8,619.54	0.00	34,380.46	20.05	6,552.34
Dept 966.000 - TRANSFERS OUT							
101-966.000-999.202	TRANSFER TO MAJOR STREET	132,500.00	0.00	0.00	132,500.00	0.00	0.00
101-966.000-999.203	TRANSFER TO LOCAL STREET	137,500.00	137,500.00	137,500.00	0.00	100.00	0.00
101-966.000-999.225	TRANSFER TO DDA	0.00	0.00	0.00	0.00	0.00	2,717.00
101-966.000-999.243	TRANSFER TO BROWNFIELD AUTHORITY	150,600.00	100,000.00	0.00	50,600.00	66.40	16,856.75
101-966.000-999.244	HARBOR AUTHORITY	500.00	0.00	0.00	500.00	0.00	0.00
101-966.000-999.594	TRANSFER OUT-DOUGLAS MARINA	376,250.00	376,250.00	288,892.95	0.00	100.00	99,856.10
Total Dept 966.000 - TRANSFERS OUT		797,350.00	613,750.00	426,392.95	183,600.00	76.97	119,429.85
TOTAL EXPENDITURES		4,127,587.00	2,415,799.82	567,884.05	1,711,787.18	58.53	1,594,665.20
Fund 101 - GENERAL FUND:							
TOTAL REVENUES		3,200,121.00	2,705,387.27	47,892.55	494,733.73	84.54	2,610,213.78
TOTAL EXPENDITURES		4,127,587.00	2,415,799.82	567,884.05	1,711,787.18	58.53	1,594,665.20
NET OF REVENUES & EXPENDITURES		(927,466.00)	289,587.45	(519,991.50)	(1,217,053.45)	31.22	1,015,548.58

REVENUE AND EXPENDITURE REPORT FOR CITY OF THE VILLAGE OF DOUGLAS

PERIOD ENDING 01/31/2021

GL NUMBER	DESCRIPTION	2020-21 AMENDED BUDGET	YTD BALANCE 01/31/2021 NORM (ABNORM)	ACTIVITY FOR MONTH 01/31/21 INCR (DECR)	AVAILABLE BALANCE NORM (ABNORM)	% BDGT USED	YTD BALANCE 01/31/2020 NORM (ABNORM)
Fund 130 - CURRENT TAX RECEIVING							
Revenues							
Dept 000.000							
130-000.000-447.000	TAX COLLECTION FEES	0.00	2,484.43	(5,788.10)	(2,484.43)	100.00	564.29
Total Dept 000.000		0.00	2,484.43	(5,788.10)	(2,484.43)	100.00	564.29
TOTAL REVENUES		0.00	2,484.43	(5,788.10)	(2,484.43)	100.00	564.29
Fund 130 - CURRENT TAX RECEIVING:							
TOTAL REVENUES		0.00	2,484.43	(5,788.10)	(2,484.43)	100.00	564.29
TOTAL EXPENDITURES		0.00	0.00	0.00	0.00	0.00	0.00
NET OF REVENUES & EXPENDITURES		0.00	2,484.43	(5,788.10)	(2,484.43)	100.00	564.29

PERIOD ENDING 01/31/2021

GL NUMBER	DESCRIPTION	2020-21 AMENDED BUDGET	YTD BALANCE 01/31/2021 NORM (ABNORM)	ACTIVITY FOR MONTH 01/31/21 INCR (DECR)	AVAILABLE BALANCE NORM (ABNORM)	% BDGT USED	YTD BALANCE 01/31/2020 NORM (ABNORM)
Fund 202 - MAJOR STREET FUND							
Revenues							
Dept 000.000							
202-000.000-540.000	STATE GRANTS - WILEY ROAD	490,000.00	0.00	0.00	490,000.00	0.00	0.00
202-000.000-546.000	STATE GRANT: ACT 51	124,500.00	67,115.94	11,348.96	57,384.06	53.91	62,502.89
202-000.000-546.001	SNOW REMOVAL	25,000.00	0.00	0.00	25,000.00	0.00	0.00
202-000.000-569.000	STATE GRANT: OTHER	23,450.00	0.00	0.00	23,450.00	0.00	0.00
202-000.000-664.000	INTEREST INCOME	1,800.00	0.00	0.00	1,800.00	0.00	0.00
202-000.000-699.101	TRANSFER IN - GENERAL FUND	132,500.00	0.00	0.00	132,500.00	0.00	0.00
202-000.000-699.204	TRANSFER IN- ROAD MIL.	82,500.00	0.00	0.00	82,500.00	0.00	0.00
Total Dept 000.000		879,750.00	67,115.94	11,348.96	812,634.06	7.63	62,502.89
TOTAL REVENUES		879,750.00	67,115.94	11,348.96	812,634.06	7.63	62,502.89
Expenditures							
Dept 463.000 - GENERAL STREETS & ROW							
202-463.000-703.000	WAGES	60,450.00	46,225.80	8,693.70	14,224.20	76.47	48,204.20
202-463.000-706.000	WAGES - SEASONAL	300.00	0.00	0.00	300.00	0.00	0.00
202-463.000-719.000	INSURANCE BENEFITS	18,850.00	8,220.02	1,643.67	10,629.98	43.61	10,189.59
202-463.000-720.000	PAYROLL TAXES	5,050.00	3,829.36	908.49	1,220.64	75.83	4,086.44
202-463.000-721.000	MERS BENEFITS	6,200.00	4,393.61	841.41	1,806.39	70.86	3,316.52
202-463.000-722.000	WORKERS COMPENSATION	870.00	908.99	0.00	(38.99)	104.48	1,297.30
202-463.000-727.000	TRAFFIC SIGNS & SERVICES	1,500.00	1,906.20	(6,967.04)	(406.20)	127.08	0.00
202-463.000-740.000	SUPPLIES	4,000.00	31.92	0.00	3,968.08	0.80	100.00
202-463.000-802.000	CONTRACTUAL	6,500.00	7,349.86	(27,021.50)	(849.86)	113.07	0.00
202-463.000-806.000	CONTRACTUAL ENGINEERING	13,500.00	35,370.60	24,527.50	(21,870.60)	262.00	0.00
202-463.000-930.000	REPAIRS & MAINTENANCE: GENERAL	125,000.00	4,694.87	886.09	120,305.13	3.76	11,129.73
202-463.000-941.001	EQUIPMENT RENT-EQUIPMENT FUND	30,000.00	46,217.35	1,564.47	(16,217.35)	154.06	20,793.37
202-463.000-979.000	CAPITAL OUTLAY	280,000.00	6,967.04	6,967.04	273,032.96	2.49	0.00
Total Dept 463.000 - GENERAL STREETS & ROW		552,220.00	166,115.62	12,043.83	386,104.38	30.08	99,117.15
Dept 464.000 - GENERAL STREETS WINTER & ROW							
202-464.000-703.000	WAGES	30,250.00	0.00	0.00	30,250.00	0.00	0.00
202-464.000-719.000	INSURANCE BENEFITS	9,425.00	51.19	0.00	9,373.81	0.54	0.00
202-464.000-720.000	PAYROLL TAXES	2,550.00	0.00	0.00	2,550.00	0.00	0.00
202-464.000-721.000	MERS BENEFITS	3,100.00	0.00	0.00	3,100.00	0.00	0.00
202-464.000-722.000	WORKERS COMPENSATION	435.00	452.27	0.00	(17.27)	103.97	339.58
202-464.000-740.001	SNOW AND ICE REMOVAL SUPPLIES	12,000.00	3,627.91	515.42	8,372.09	30.23	11,722.11
202-464.000-802.002	CONTRACTUAL-SIDEWALK PLOWING	22,000.00	11,183.36	6,016.10	10,816.64	50.83	9,741.50
202-464.000-941.001	EQUIPMENT RENT-EQUIPMENT FUND	40,000.00	10,255.91	8,092.27	29,744.09	25.64	33,532.75
Total Dept 464.000 - GENERAL STREETS WINTER & ROW		119,760.00	25,570.64	14,623.79	94,189.36	21.35	55,335.94
TOTAL EXPENDITURES		671,980.00	191,686.26	26,667.62	480,293.74	28.53	154,453.09
Fund 202 - MAJOR STREET FUND:							
TOTAL REVENUES		879,750.00	67,115.94	11,348.96	812,634.06	7.63	62,502.89
TOTAL EXPENDITURES		671,980.00	191,686.26	26,667.62	480,293.74	28.53	154,453.09
NET OF REVENUES & EXPENDITURES		207,770.00	(124,570.32)	(15,318.66)	332,340.32	59.96	(91,950.20)

PERIOD ENDING 01/31/2021

GL NUMBER	DESCRIPTION	2020-21 AMENDED BUDGET	YTD BALANCE 01/31/2021 NORM (ABNORM)	ACTIVITY FOR MONTH 01/31/21 INCR (DECR)	AVAILABLE BALANCE NORM (ABNORM)	% BDGT USED	YTD BALANCE 01/31/2020 NORM (ABNORM)
Fund 203 - LOCAL STREETS FUND							
Revenues							
Dept 000.000							
203-000.000-546.000	STATE GRANT: ACT 51	51,355.00	28,567.36	4,830.57	22,787.64	55.63	26,604.80
203-000.000-546.001	SNOW REMOVAL	6,111.00	0.00	0.00	6,111.00	0.00	0.00
203-000.000-664.000	INTEREST INCOME	2,000.00	0.00	0.00	2,000.00	0.00	0.00
203-000.000-699.203	TRANSFER IN-GENERAL FUND	137,500.00	137,500.00	137,500.00	0.00	100.00	0.00
203-000.000-699.204	TRANSFER IN- ROAD MIL.	82,500.00	82,500.00	82,500.00	0.00	100.00	0.00
Total Dept 000.000		279,466.00	248,567.36	224,830.57	30,898.64	88.94	26,604.80
TOTAL REVENUES		279,466.00	248,567.36	224,830.57	30,898.64	88.94	26,604.80
Expenditures							
Dept 463.000 - GENERAL STREETS & ROW							
203-463.000-703.000	WAGES	57,500.00	51,049.26	9,344.55	6,450.74	88.78	37,701.34
203-463.000-706.000	WAGES - SEASONAL	500.00	0.00	0.00	500.00	0.00	0.00
203-463.000-719.000	INSURANCE BENEFITS	17,900.00	11,124.06	2,198.53	6,775.94	62.15	7,428.12
203-463.000-720.000	PAYROLL TAXES	4,800.00	4,226.45	976.51	573.55	88.05	3,269.87
203-463.000-721.000	MERS BENEFITS	5,900.00	5,216.82	904.40	683.18	88.42	2,372.03
203-463.000-722.000	WORKERS COMPENSATION	830.00	867.80	0.00	(37.80)	104.55	1,166.10
203-463.000-727.000	TRAFFIC SIGNS & SERVICES	1,000.00	833.66	23.97	166.34	83.37	900.00
203-463.000-740.000	SUPPLIES	1,000.00	0.00	0.00	1,000.00	0.00	240.00
203-463.000-802.000	CONTRACTUAL	500.00	2,870.10	(3,950.00)	(2,370.10)	574.02	0.00
203-463.000-806.000	CONTRACTUAL ENGINEERING	9,000.00	5,598.27	294.00	3,401.73	62.20	0.00
203-463.000-930.000	REPAIRS & MAINTENANCE: GENERAL	8,000.00	3,866.95	0.00	4,133.05	48.34	4,512.24
203-463.000-941.001	EQUIPMENT RENT-EQUIPMENT FUND	25,000.00	53,551.16	1,972.37	(28,551.16)	214.20	19,946.07
203-463.000-979.000	CAPITAL OUTLAY	407,300.00	247,394.20	0.00	159,905.80	60.74	0.00
Total Dept 463.000 - GENERAL STREETS & ROW		539,230.00	386,598.73	11,764.33	152,631.27	71.69	77,535.77
Dept 464.000 - GENERAL STREETS WINTER & ROW							
203-464.000-703.000	WAGES	15,125.00	0.00	0.00	15,125.00	0.00	0.00
203-464.000-719.000	INSURANCE BENEFITS	4,725.00	0.00	0.00	4,725.00	0.00	0.00
203-464.000-720.000	PAYROLL TAXES	1,275.00	0.00	0.00	1,275.00	0.00	0.00
203-464.000-721.000	MERS BENEFITS	1,550.00	0.00	0.00	1,550.00	0.00	0.00
203-464.000-722.000	WORKERS COMPENSATION	220.00	226.59	0.00	(6.59)	103.00	203.74
203-464.000-740.000	SUPPLIES	300.00	0.00	0.00	300.00	0.00	0.00
203-464.000-740.001	SNOW AND ICE REMOVAL SUPPLIES	8,000.00	3,126.44	515.41	4,873.56	39.08	11,093.61
203-464.000-802.002	CONTRACTUAL-SIDEWALK PLOWING	10,000.00	0.00	0.00	10,000.00	0.00	0.00
203-464.000-941.001	EQUIPMENT RENT-EQUIPMENT FUND	40,000.00	9,799.57	7,771.25	30,200.43	24.50	31,928.05
Total Dept 464.000 - GENERAL STREETS WINTER & ROW		81,195.00	13,152.60	8,286.66	68,042.40	16.20	43,225.40
TOTAL EXPENDITURES		620,425.00	399,751.33	20,050.99	220,673.67	64.43	120,761.17
Fund 203 - LOCAL STREETS FUND:							
TOTAL REVENUES		279,466.00	248,567.36	224,830.57	30,898.64	88.94	26,604.80
TOTAL EXPENDITURES		620,425.00	399,751.33	20,050.99	220,673.67	64.43	120,761.17
NET OF REVENUES & EXPENDITURES		(340,959.00)	(151,183.97)	204,779.58	(189,775.03)	44.34	(94,156.37)

PERIOD ENDING 01/31/2021

GL NUMBER	DESCRIPTION	2020-21 AMENDED BUDGET	YTD BALANCE 01/31/2021 NORM (ABNORM)	ACTIVITY FOR MONTH 01/31/21 INCR (DECR)	AVAILABLE BALANCE NORM (ABNORM)	% BDGT USED	YTD BALANCE 01/31/2020 NORM (ABNORM)
Fund 204 - ROAD MILLAGE							
Expenditures							
Dept 966.000 - TRANSFERS OUT							
204-966.000-999.202	TRANSFER TO MAJOR STREET	82,500.00	0.00	0.00	82,500.00	0.00	0.00
204-966.000-999.203	TRANSFER TO LOCAL STREET	82,500.00	82,500.00	82,500.00	0.00	100.00	0.00
Total Dept 966.000 - TRANSFERS OUT		165,000.00	82,500.00	82,500.00	82,500.00	50.00	0.00
TOTAL EXPENDITURES		165,000.00	82,500.00	82,500.00	82,500.00	50.00	0.00
Fund 204 - ROAD MILLAGE:							
TOTAL REVENUES		0.00	0.00	0.00	0.00	0.00	0.00
TOTAL EXPENDITURES		165,000.00	82,500.00	82,500.00	82,500.00	50.00	0.00
NET OF REVENUES & EXPENDITURES		(165,000.00)	(82,500.00)	(82,500.00)	(82,500.00)	50.00	0.00

PERIOD ENDING 01/31/2021

GL NUMBER	DESCRIPTION	2020-21 AMENDED BUDGET	YTD BALANCE 01/31/2021 NORM (ABNORM)	ACTIVITY FOR MONTH 01/31/21 INCR (DECR)	AVAILABLE BALANCE NORM (ABNORM)	% BDGT USED	YTD BALANCE 01/31/2020 NORM (ABNORM)
Fund 209 - TRAIL FUND							
Revenues							
Dept 000.000							
209-000.000-674.000	DONATIONS	0.00	200.00	0.00	(200.00)	100.00	250.00
Total Dept 000.000		0.00	200.00	0.00	(200.00)	100.00	250.00
TOTAL REVENUES		0.00	200.00	0.00	(200.00)	100.00	250.00
Fund 209 - TRAIL FUND:							
TOTAL REVENUES		0.00	200.00	0.00	(200.00)	100.00	250.00
TOTAL EXPENDITURES		0.00	0.00	0.00	0.00	0.00	0.00
NET OF REVENUES & EXPENDITURES		0.00	200.00	0.00	(200.00)	100.00	250.00

PERIOD ENDING 01/31/2021

GL NUMBER	DESCRIPTION	2020-21 AMENDED BUDGET	YTD BALANCE 01/31/2021 NORM (ABNORM)	ACTIVITY FOR MONTH 01/31/21 INCR (DECR)	AVAILABLE BALANCE NORM (ABNORM)	% BDGT USED	YTD BALANCE 01/31/2020 NORM (ABNORM)
Fund 225 - DDA FUND							
Revenues							
Dept 000.000							
225-000.000-417.000	TAX INCREMENT RECAPTURE	30,985.00	31,302.81	3,124.82	(317.81)	101.03	25,940.58
225-000.000-588.002	SOCIALS DONATIONS	6,000.00	0.00	0.00	6,000.00	0.00	7,364.50
225-000.000-664.000	INTEREST INCOME	1,500.00	0.00	0.00	1,500.00	0.00	0.00
225-000.000-674.000	DONATIONS	6,500.00	705.00	0.00	5,795.00	10.85	4,360.00
225-000.000-675.000	OTHER REVENUE	0.00	2,100.00	0.00	(2,100.00)	100.00	3,000.00
225-000.000-699.101	TRANSFER IN - GENERAL FUND	0.00	0.00	0.00	0.00	0.00	2,717.00
Total Dept 000.000		44,985.00	34,107.81	3,124.82	10,877.19	75.82	43,382.08
TOTAL REVENUES		44,985.00	34,107.81	3,124.82	10,877.19	75.82	43,382.08
Expenditures							
Dept 728.000 - DOWNTOWN DEVELOPMENT AUTHORITY							
225-728.000-725.000	TRAINING FUNDS	500.00	500.00	0.00	0.00	100.00	0.00
225-728.000-725.003	DDA ADMINISTRATION	7,800.00	4,550.00	4,550.00	3,250.00	58.33	2,762.19
225-728.000-726.002	SOCIALS	4,000.00	0.00	0.00	4,000.00	0.00	1,709.13
225-728.000-726.005	WEBSITE	550.00	0.00	0.00	550.00	0.00	216.00
225-728.000-726.006	PROMOTIONS/MARKETING	3,130.00	1,407.47	0.00	1,722.53	44.97	1,133.70
225-728.000-726.020	PROMOTIONS/EVENTS	1,750.00	1,399.37	0.00	350.63	79.96	680.00
225-728.000-726.021	PROMOTIONS/ MERCHANTS	2,620.00	0.00	0.00	2,620.00	0.00	1,700.00
225-728.000-726.022	PRIDE EVENTS	6,500.00	0.00	0.00	6,500.00	0.00	0.00
225-728.000-732.000	HOLIDAY PREVIEW/ LIGHT EVENT	750.00	0.00	0.00	750.00	0.00	600.00
225-728.000-802.001	CONTRACTUAL-PLANNING STUDY	6,000.00	0.00	0.00	6,000.00	0.00	2,500.00
225-728.000-802.100	BUSINESS INCENTIVE PROGRAM	5,000.00	0.00	0.00	5,000.00	0.00	0.00
225-728.000-900.000	PRINTING & PUBLISHING	0.00	220.50	0.00	(220.50)	100.00	0.00
225-728.000-908.000	DUES/FEES/PUBLICATIONS	450.00	324.00	0.00	126.00	72.00	100.00
225-728.000-979.000	CAPITAL OUTLAY	80,000.00	0.00	0.00	80,000.00	0.00	0.00
Total Dept 728.000 - DOWNTOWN DEVELOPMENT AUTHORITY		119,050.00	8,401.34	4,550.00	110,648.66	7.06	11,401.02
TOTAL EXPENDITURES		119,050.00	8,401.34	4,550.00	110,648.66	7.06	11,401.02
Fund 225 - DDA FUND:							
TOTAL REVENUES		44,985.00	34,107.81	3,124.82	10,877.19	75.82	43,382.08
TOTAL EXPENDITURES		119,050.00	8,401.34	4,550.00	110,648.66	7.06	11,401.02
NET OF REVENUES & EXPENDITURES		(74,065.00)	25,706.47	(1,425.18)	(99,771.47)	34.71	31,981.06

PERIOD ENDING 01/31/2021

GL NUMBER	DESCRIPTION	2020-21 AMENDED BUDGET	YTD BALANCE 01/31/2021 NORM (ABNORM)	ACTIVITY FOR MONTH 01/31/21 INCR (DECR)	AVAILABLE BALANCE NORM (ABNORM)	% BDGT USED	YTD BALANCE 01/31/2020 NORM (ABNORM)
Fund 243 - BROWNFIELD REDEVELOPMENT AUTHORITY FUND							
Revenues							
Dept 000.000							
243-000.000-699.101	TRANSFER IN - GENERAL FUND	150,600.00	100,000.00	0.00	50,600.00	66.40	16,856.75
Total Dept 000.000		150,600.00	100,000.00	0.00	50,600.00	66.40	16,856.75
TOTAL REVENUES		150,600.00	100,000.00	0.00	50,600.00	66.40	16,856.75
Expenditures							
Dept 000.000							
243-000.000-732.001	BLIGHT REMOVAL	75,000.00	0.00	0.00	75,000.00	0.00	0.00
243-000.000-740.000	SUPPLIES	0.00	63.00	0.00	(63.00)	100.00	0.00
243-000.000-803.000	CONTRACTUAL CONSULTANT	25,000.00	2,530.00	1,057.50	22,470.00	10.12	16,058.75
243-000.000-806.000	CONTRACTUAL ENGINEERING	50,000.00	15,816.25	0.00	34,183.75	31.63	498.00
243-000.000-862.000	RECORDING CLERK	600.00	0.00	0.00	600.00	0.00	300.00
Total Dept 000.000		150,600.00	18,409.25	1,057.50	132,190.75	12.22	16,856.75
TOTAL EXPENDITURES		150,600.00	18,409.25	1,057.50	132,190.75	12.22	16,856.75
Fund 243 - BROWNFIELD REDEVELOPMENT AUTHORITY FUND:							
TOTAL REVENUES		150,600.00	100,000.00	0.00	50,600.00	66.40	16,856.75
TOTAL EXPENDITURES		150,600.00	18,409.25	1,057.50	132,190.75	12.22	16,856.75
NET OF REVENUES & EXPENDITURES		0.00	81,590.75	(1,057.50)	(81,590.75)	100.00	0.00

PERIOD ENDING 01/31/2021

GL NUMBER	DESCRIPTION	2020-21 AMENDED BUDGET	YTD BALANCE 01/31/2021 NORM (ABNORM)	ACTIVITY FOR MONTH 01/31/21 INCR (DECR)	AVAILABLE BALANCE NORM (ABNORM)	% BDGT USED	YTD BALANCE 01/31/2020 NORM (ABNORM)
Fund 244 - TRI-COMMUNITY HARBOR AUTHORITY							
Revenues							
Dept 000.000							
244-000.000-657.244	SAUGATUCK CONTRIBUTION HARBOR	500.00	0.00	0.00	500.00	0.00	0.00
244-000.000-699.244	TRANSFER IN FROM GF	500.00	0.00	0.00	500.00	0.00	0.00
Total Dept 000.000		1,000.00	0.00	0.00	1,000.00	0.00	0.00
TOTAL REVENUES		1,000.00	0.00	0.00	1,000.00	0.00	0.00
Expenditures							
Dept 790.000 - HARBOR							
244-790.000-862.000	RECORDING CLERK	1,000.00	300.00	0.00	700.00	30.00	500.00
Total Dept 790.000 - HARBOR		1,000.00	300.00	0.00	700.00	30.00	500.00
TOTAL EXPENDITURES		1,000.00	300.00	0.00	700.00	30.00	500.00
Fund 244 - TRI-COMMUNITY HARBOR AUTHORITY:							
TOTAL REVENUES		1,000.00	0.00	0.00	1,000.00	0.00	0.00
TOTAL EXPENDITURES		1,000.00	300.00	0.00	700.00	30.00	500.00
NET OF REVENUES & EXPENDITURES		0.00	(300.00)	0.00	300.00	100.00	(500.00)

PERIOD ENDING 01/31/2021

GL NUMBER	DESCRIPTION	2020-21 AMENDED BUDGET	YTD BALANCE 01/31/2021 NORM (ABNORM)	ACTIVITY FOR MONTH 01/31/21 INCR (DECR)	AVAILABLE BALANCE NORM (ABNORM)	% BDGT USED	YTD BALANCE 01/31/2020 NORM (ABNORM)
Fund 509 - SCHULTZ PARK LAUNCH RAMP							
Revenues							
Dept 000.000							
509-000.000-476.000	LAUNCH FEES	15,000.00	19,955.13	0.00	(4,955.13)	133.03	15,234.28
509-000.000-664.000	INTEREST INCOME	300.00	0.00	0.00	300.00	0.00	0.00
Total Dept 000.000		15,300.00	19,955.13	0.00	(4,655.13)	130.43	15,234.28
TOTAL REVENUES		15,300.00	19,955.13	0.00	(4,655.13)	130.43	15,234.28
Expenditures							
Dept 750.000 - LAUNCH RAMPS							
509-750.000-703.000	WAGES	0.00	0.00	0.00	0.00	0.00	126.12
509-750.000-719.000	INSURANCE BENEFITS	0.00	0.00	0.00	0.00	0.00	116.93
509-750.000-720.000	PAYROLL TAXES	0.00	0.00	0.00	0.00	0.00	10.54
509-750.000-721.000	MERS BENEFITS	0.00	0.00	0.00	0.00	0.00	14.74
509-750.000-922.000	UTILITIES	500.00	285.81	52.91	214.19	57.16	216.35
509-750.000-930.000	REPAIRS & MAINTENANCE: GENERAL	1,000.00	286.76	0.00	713.24	28.68	0.00
509-750.000-961.000	MISCELLANEOUS	1,000.00	1,121.94	0.00	(121.94)	112.19	375.00
509-750.000-979.000	CAPITAL OUTLAY	32,500.00	0.00	0.00	32,500.00	0.00	0.00
Total Dept 750.000 - LAUNCH RAMPS		35,000.00	1,694.51	52.91	33,305.49	4.84	859.68
Dept 966.000 - TRANSFERS OUT							
509-966.000-999.101	TRANSFER TO GEN FUND-ADMIN OVH	2,000.00	2,000.00	0.00	0.00	100.00	0.00
509-966.000-999.102	TRANSFER OUT-GENERAL FUND PARKS	2,500.00	2,500.00	0.00	0.00	100.00	0.00
Total Dept 966.000 - TRANSFERS OUT		4,500.00	4,500.00	0.00	0.00	100.00	0.00
TOTAL EXPENDITURES		39,500.00	6,194.51	52.91	33,305.49	15.68	859.68
Fund 509 - SCHULTZ PARK LAUNCH RAMP:							
TOTAL REVENUES		15,300.00	19,955.13	0.00	(4,655.13)	130.43	15,234.28
TOTAL EXPENDITURES		39,500.00	6,194.51	52.91	33,305.49	15.68	859.68
NET OF REVENUES & EXPENDITURES		(24,200.00)	13,760.62	(52.91)	(37,960.62)	56.86	14,374.60

PERIOD ENDING 01/31/2021

GL NUMBER	DESCRIPTION	2020-21 AMENDED BUDGET	YTD BALANCE 01/31/2021 NORM (ABNORM)	ACTIVITY FOR MONTH 01/31/21 INCR (DECR)	AVAILABLE BALANCE NORM (ABNORM)	% BDGT USED	YTD BALANCE 01/31/2020 NORM (ABNORM)
Fund 594 - DOUGLAS MARINA							
Revenues							
Dept 000.000							
594-000.000-569.000	STATE GRANT: OTHER	660,000.00	0.00	0.00	660,000.00	0.00	0.00
594-000.000-699.101	TRANSFER IN - GENERAL FUND	376,250.00	376,250.00	288,892.95	0.00	100.00	99,856.10
Total Dept 000.000		1,036,250.00	376,250.00	288,892.95	660,000.00	36.31	99,856.10
TOTAL REVENUES		1,036,250.00	376,250.00	288,892.95	660,000.00	36.31	99,856.10
Expenditures							
Dept 597.000 - POINT PLEASANT							
594-597.000-801.000	CONTRACTUAL ATTORNEY	0.00	6,188.75	1,327.50	(6,188.75)	100.00	35.00
594-597.000-802.000	CONTRACTUAL	0.00	0.00	0.00	0.00	0.00	4,500.60
594-597.000-922.000	UTILITIES	12,000.00	0.00	0.00	12,000.00	0.00	0.00
594-597.000-979.000	CAPITAL OUTLAY	265,000.00	0.00	0.00	265,000.00	0.00	23,360.00
Total Dept 597.000 - POINT PLEASANT		277,000.00	6,188.75	1,327.50	270,811.25	2.23	27,895.60
Dept 598.000 - WADES BAYOU							
594-598.000-930.000	REPAIRS & MAINTENANCE: GENERAL	75,250.00	31,099.46	0.00	44,150.54	41.33	430.00
594-598.000-974.000	CONSTRUCTION	12,500.00	7,957.80	503.76	4,542.20	63.66	70,152.00
Total Dept 598.000 - WADES BAYOU		87,750.00	39,057.26	503.76	48,692.74	44.51	70,582.00
Dept 599.000 - DOUGLAS HARBOR AUTHORITY							
594-599.000-750.000	SUPPLIES	4,000.00	0.00	0.00	4,000.00	0.00	0.00
594-599.000-802.000	CONTRACTUAL	6,500.00	2,250.00	375.00	4,250.00	34.62	0.00
594-599.000-862.000	RECORDING CLERK	1,000.00	300.00	0.00	700.00	30.00	200.00
Total Dept 599.000 - DOUGLAS HARBOR AUTHORITY		11,500.00	2,550.00	375.00	8,950.00	22.17	200.00
TOTAL EXPENDITURES		376,250.00	47,796.01	2,206.26	328,453.99	12.70	98,677.60
Fund 594 - DOUGLAS MARINA:							
TOTAL REVENUES		1,036,250.00	376,250.00	288,892.95	660,000.00	36.31	99,856.10
TOTAL EXPENDITURES		376,250.00	47,796.01	2,206.26	328,453.99	12.70	98,677.60
NET OF REVENUES & EXPENDITURES		660,000.00	328,453.99	286,686.69	331,546.01	49.77	1,178.50

PERIOD ENDING 01/31/2021

GL NUMBER	DESCRIPTION	2020-21 AMENDED BUDGET	YTD BALANCE 01/31/2021 NORM (ABNORM)	ACTIVITY FOR MONTH 01/31/21 INCR (DECR)	AVAILABLE BALANCE NORM (ABNORM)	% BDGT USED	YTD BALANCE 01/31/2020 NORM (ABNORM)
Fund 650 - WATER & SEWER FUND							
Revenues							
Dept 000.000							
650-000.000-601.000	CONNECTION FEES, SEWER	40,000.00	19,500.00	0.00	20,500.00	48.75	22,500.00
650-000.000-602.000	CONNECTION FEES, WATER	30,000.00	27,500.00	0.00	2,500.00	91.67	18,000.00
650-000.000-664.000	INTEREST INCOME	12,000.00	0.00	0.00	12,000.00	0.00	0.00
Total Dept 000.000		82,000.00	47,000.00	0.00	35,000.00	57.32	40,500.00
TOTAL REVENUES		82,000.00	47,000.00	0.00	35,000.00	57.32	40,500.00
Expenditures							
Dept 000.000							
650-000.000-806.000	CONTRACTUAL ENGINEERING	40,000.00	54,586.66	0.00	(14,586.66)	136.47	19,498.93
650-000.000-922.001	HYDRANT CHARGES	1,000.00	0.00	0.00	1,000.00	0.00	0.00
650-000.000-974.000	CONSTRUCTION	245,500.00	0.00	0.00	245,500.00	0.00	0.00
650-000.000-999.101	TRANSFER OUT - GENERAL FUND	180,000.00	180,000.00	0.00	0.00	100.00	0.00
Total Dept 000.000		466,500.00	234,586.66	0.00	231,913.34	50.29	19,498.93
TOTAL EXPENDITURES		466,500.00	234,586.66	0.00	231,913.34	50.29	19,498.93
Fund 650 - WATER & SEWER FUND:							
TOTAL REVENUES		82,000.00	47,000.00	0.00	35,000.00	57.32	40,500.00
TOTAL EXPENDITURES		466,500.00	234,586.66	0.00	231,913.34	50.29	19,498.93
NET OF REVENUES & EXPENDITURES		(384,500.00)	(187,586.66)	0.00	(196,913.34)	48.79	21,001.07

PERIOD ENDING 01/31/2021

GL NUMBER	DESCRIPTION	2020-21 AMENDED BUDGET	YTD BALANCE 01/31/2021 NORM (ABNORM)	ACTIVITY FOR MONTH 01/31/21 INCR (DECR)	AVAILABLE BALANCE NORM (ABNORM)	% BDGT USED	YTD BALANCE 01/31/2020 NORM (ABNORM)
Fund 660 - EQUIPMENT RENTAL FUND							
Revenues							
Dept 000.000							
660-000.000-664.000	INTEREST INCOME	4,500.00	0.00	0.00	4,500.00	0.00	0.00
660-000.000-673.000	SALE OF EQUIPMENT	5,000.00	0.00	0.00	5,000.00	0.00	0.00
660-000.000-679.000	REIMBUR: MAJ & LOC ST-EQ RENT	135,000.00	119,823.99	19,400.36	15,176.01	88.76	106,200.24
660-000.000-679.101	EQUIP REINBURSE-GENERAL FUND	152,700.00	64,043.43	4,505.75	88,656.57	41.94	87,684.14
Total Dept 000.000		297,200.00	183,867.42	23,906.11	113,332.58	61.87	193,884.38
TOTAL REVENUES		297,200.00	183,867.42	23,906.11	113,332.58	61.87	193,884.38
Expenditures							
Dept 260.000 - CLERK/TREASURER							
660-260.000-977.000	EQUIPMENT	0.00	0.00	0.00	0.00	0.00	5,763.17
Total Dept 260.000 - CLERK/TREASURER		0.00	0.00	0.00	0.00	0.00	5,763.17
Dept 265.000 - BUILDING & GROUNDS							
660-265.000-979.000	CAPITAL OUTLAY	0.00	0.00	0.00	0.00	0.00	14,640.00
Total Dept 265.000 - BUILDING & GROUNDS		0.00	0.00	0.00	0.00	0.00	14,640.00
Dept 902.000 - DPW EQUIPMENT PURCHASES							
660-902.000-979.000	CAPITAL OUTLAY	63,500.00	11,300.42	0.00	52,199.58	17.80	70,009.94
Total Dept 902.000 - DPW EQUIPMENT PURCHASES		63,500.00	11,300.42	0.00	52,199.58	17.80	70,009.94
Dept 903.000 - EQUIP. REPAIRS & MAINTENANCE							
660-903.000-860.000	GAS & OIL	16,000.00	5,345.58	0.00	10,654.42	33.41	7,580.51
660-903.000-930.004	VEHICLE MAINTENANCE & REPAIRS	25,000.00	31,895.05	1,364.01	(6,895.05)	127.58	20,776.09
Total Dept 903.000 - EQUIP. REPAIRS & MAINTENANCE		41,000.00	37,240.63	1,364.01	3,759.37	90.83	28,356.60
TOTAL EXPENDITURES		104,500.00	48,541.05	1,364.01	55,958.95	46.45	118,769.71
Fund 660 - EQUIPMENT RENTAL FUND:							
TOTAL REVENUES		297,200.00	183,867.42	23,906.11	113,332.58	61.87	193,884.38
TOTAL EXPENDITURES		104,500.00	48,541.05	1,364.01	55,958.95	46.45	118,769.71
NET OF REVENUES & EXPENDITURES		192,700.00	135,326.37	22,542.10	57,373.63	70.23	75,114.67
TOTAL REVENUES - ALL FUNDS		5,986,672.00	3,784,935.36	594,207.86	2,201,736.64	63.22	3,109,849.35
TOTAL EXPENDITURES - ALL FUNDS		6,842,392.00	3,453,966.23	706,333.34	3,388,425.77	50.48	2,136,443.15
NET OF REVENUES & EXPENDITURES		(855,720.00)	330,969.13	(112,125.48)	(1,186,689.13)	38.68	973,406.20

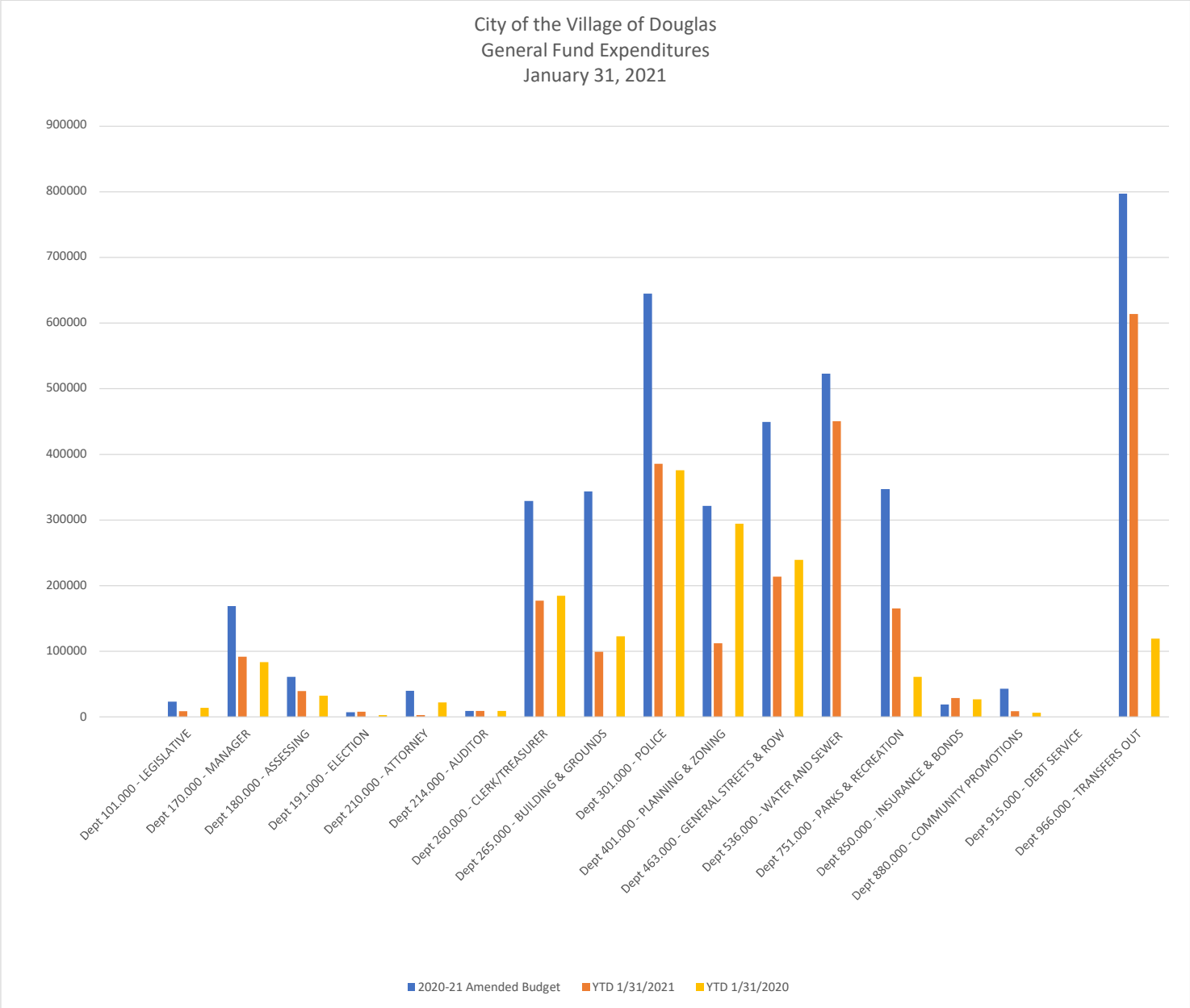

Department	2020-21 Amended Budget	YTD 1/31/2021	% Budget Used	YTD 1/31/2020
Dept 101.000 - LEGISLATIVE	23,272.00	8,746.13	37.58	13,798.54
Dept 170.000 - MANAGER	168,828.00	91,769.26	54.36	83,743.77
Dept 180.000 - ASSESSING	60,975.00	39,706.80	65.12	32,623.18
Dept 191.000 - ELECTION	7,100.00	7,935.14	111.76	2,856.46
Dept 210.000 - ATTORNEY	40,000.00	2,950.00	7.38	22,028.45
Dept 214.000 - AUDITOR	9,200.00	9,200.00	100.00	9,100.00
Dept 260.000 - CLERK/TREASURER	328,950.00	176,946.27	53.79	184,599.59
Dept 265.000 - BUILDING & GROUNDS	343,745.00	99,304.30	28.89	122,776.21
Dept 301.000 - POLICE	645,040.00	385,867.44	59.82	375,663.79
Dept 401.000 - PLANNING & ZONING	321,817.00	112,264.51	34.88	294,225.75
Dept 463.000 - GENERAL STREETS & ROW	449,215.00	213,893.24	47.61	239,164.05
Dept 536.000 - WATER AND SEWER	523,040.00	450,690.93	86.17	0.00
Dept 751.000 - PARKS & RECREATION	347,055.00	165,394.26	47.66	61,210.22
Dept 850.000 - INSURANCE & BONDS	19,000.00	28,762.00	151.38	26,893.00
Dept 880.000 - COMMUNITY PROMOTIONS	43,000.00	8,619.54	20.05	6,552.34
Dept 915.000 - DEBT SERVICE	0.00	0.00	0.00	0.00
Dept 966.000 - TRANSFERS OUT	797,350.00	613,750.00	76.97	119,429.85
TOTALS	4,127,587.00	2,415,799.82	58.53%	1,594,665.20

City of the Village of Douglas
Financial Holdings Summary
Jan 31, 2021

	Identifier	Matures	Rate	Market Value
Cash				
Huntington Bank - Common Checking				304,585.64
Huntington Bank - Payroll				2,133.43
Huntington Bank - DDA				0.00
D.A. Davidson - Cash			0.01%	24,630.44
Huntington Business Premier- MMA Public Funds			0.02%	331,059.94
CD's				
D.A. Davidson:				
CITIBANK	17312QY60	12/27/2022	3.35%	265,500.00
American Expr Natl Bk	02589AA28	12/4/2023	3.55%	212,554.16
Morgan Stanley Bank	61690UCK4	12/13/2023	3.50%	269,365.08
Wells Fargo Bank	949763WA0	12/28/2023	3.50%	109,647.00
				857,066.24
MBS:				
Grand River Bank	38644ABH1	6/28/2021	3.00%	253,090.00
Wells Fargo Bank	949763L79	10/18/2021	1.95%	101,383.00
Michigan Legacy Credit Union	59452WAA6	11/9/2021	3.20%	85,047.61
Wells Fargo Bank	949763VW3	12/14/2021	3.25%	102,811.00
Wells Fargo Bank	949763SQ0	7/27/2022	3.15%	52,294.00
Michigan Legacy Credit Union	59452WAC2	11/9/2022	3.30%	87,726.02
Michigan Legacy Credit Union	59452WAE8	11/9/2023	3.45%	90,532.25
				772,883.88
First National Bank of MI	**4328	6/8/2021	0.45%	250,000.00
Grand River Bank	**4044	11/5/2021	0.50%	250,000.00
Chemical (13189)	**13189	4/5/2022	0.15%	245,230.57
Bonds				
D.A. Davidson:				
Fedl Home Loan Bank Bond Step	3130A9V32	11/15/2021	2.00%	101,495.00
Fedl Farm Credit Bank Bond	3133EMCQ3	10/13/2023	0.28%	250,042.50
Fedl Farm Credit Bank Bond	3133EJ5H8	1/16/2025	2.85%	164,344.50
Fedl Home loan Mtg Corp	3134GXKR4	7/15/2025	0.40%	299,022.00
Fedl Home loan Mtg Corp	3134GWUC8	12/30/2025	0.50%	198,652.00
Fed Home Loan Bank Bond Step	3130AKSV9	1/28/2026	0.25%	249,767.50
Fedl Farm Credit Bank Bond	3133ELEN0	12/18/2029	2.25%	167,100.80
				1,430,424.30
MBS:				
Pinckney mich commnity schools	722205NW7	5/1/2028	1.84%	104,001.00
Other Investments				
Michigan Class			0.07%	1,406,774.79
Total Cash & Investments				**5,978,790.23**

	Cash & Investments	Prior Month	6,708,558.39
Fund	**Jan 31, 2021**	Prior Year	5,830,771.21
101 - General Fund	2,549,711.22		
130 - Current Tax Receiving	251,887.04		
202 - Major Street	220,835.04		
203 - Local Streets	451,861.71		
204 - Road Millage	726,645.38		
209 - Trail Fund	22,007.32		
225 - DDA	166,982.48		
243 - Brownfield Redevelopment Authority	83,068.25		
244 - Harbor Authority	6,293.79		
509 - Schultz Park Launch Ramp	92,080.88		
594 - Douglas Marina	330,435.18		
650 - Water & Sewer Fund	281,463.73		
660 - Equipment Rental Fund	795,518.21		
	5,978,790.23		